

# University of Nebraska—Lincoln



## Fact Book 2003—2004

Institutional Research & Planning  
332 Canfield Administration Building  
Lincoln NE 68588-0435  
402-472-2097



## **Role and Mission Statement**

### **The Role of the University of Nebraska-Lincoln**

The University of Nebraska-Lincoln, chartered by the Legislature in 1869, is that part of the University of Nebraska system which serves as both the land-grant and the comprehensive public University for the State of Nebraska. Those responsible for its origins recognized the value of combining the breadth of a comprehensive University with the professional and outreach orientation of the land grant University, thus establishing a campus which has evolved to become the flagship campus of the University of Nebraska. UNL works cooperatively with the other three campuses and Central Administration to provide for its student body and all Nebraskans the widest array of disciplines, areas of expertise, and specialized facilities of any institution within the state.

Through its three primary missions of teaching, research, and service, UNL is the state's primary intellectual center providing leadership throughout the state through quality education and the generation of new knowledge. UNL's graduates and its faculty and staff are major contributors to the economic and cultural development of the state. UNL attracts a high percentage of the most academically talented Nebraskans, and the graduates of the University form a significant portion of the business, cultural, and professional resources of the State. The quality of primary, secondary, and other post-secondary educational programs in the state depends in part on the resources of UNL for curricular development, teacher training, professional advancement, and enrichment activities involving the University's faculty, museums, galleries, libraries, and other facilities. UNL provides for the people of the state unique opportunities to fulfill their highest ambitions and aspirations, thereby helping the state retain its most talented youth, attract talented young people from elsewhere, and address the educational needs of the non-traditional learner.

The University of Nebraska-Lincoln has been recognized by the Legislature as the primary research and doctoral degree granting institution in the state for fields outside the health professions. UNL is one of a select group of research universities which hold membership in the American Association of Universities (AAU). Through its service and outreach efforts the University extends its educational responsibilities directly to the people of Nebraska on a state-wide basis. Many of UNL's teaching, research and service activities have an international dimension in order to provide its students and the state a significant global perspective.

### **The Missions of the University of Nebraska-Lincoln**

The role of the University of Nebraska-Lincoln as the primary intellectual and cultural resource for the State is fulfilled through the three missions of the University: teaching, research, and service. UNL pursues its missions through the Colleges of Architecture, Arts and Sciences, Business Administration, Engineering and Technology, Hixson-Lied College of Fine and Performing Arts, Education and Human Sciences, Journalism and Mass Communications, Law, the university-wide Graduate Studies, and the Institute of Agriculture and Natural Resources which includes the College of Agricultural Sciences and Natural Resources, the Agricultural Research Division, the Cooperative Extension Division, and the Conservation and Survey Division. Spe-



cial units with distinct missions include the University Libraries, Extended Education and Outreach, International Affairs, the Lied Center for Performing Arts, the Bureau of Business Research, the Nebraska Educational Television System, the Sheldon Memorial Art Gallery, the University of Nebraska State Museum, the University Press, the Water Center, the Nebraska Forest Service, the Nebraska Statewide Arboretum, and Intercollegiate Athletics.

To capitalize on the breadth of programs and the multidisciplinary resources available at UNL, a number of Centers exist to marshal faculty from a variety of disciplines to focus teaching and research on specific societal issues and to provide technical assistance for business and industry in order to enhance their ability to compete in world markets. Additionally, interdisciplinary programs promote integration of new perspectives and insights into the instructional research and service activities.

The University of Nebraska-Lincoln promotes respect for and understanding of cultural diversity in all aspects of society. It strives for a culturally diverse student body, faculty, and staff reflecting the multicultural nature of Nebraska and the nation. UNL brings international and multicultural dimensions to its programs through the involvement of its faculty in international activities, a student body that includes students from throughout the world, exchange agreements with other universities abroad involving both students and faculty, and the incorporation of international components in a variety of courses and curricula.

Teaching, research, and service take on a distinctive character at the University of Nebraska-Lincoln because of its status as a comprehensive land-grant university. These traits provide opportunities for the integration of multiple disciplines permitting students more complete and sophisticated programs of study. Its land-grant tradition ensures a commitment to the special character of the State and its people.

The faculty is responsible for the curricular content of the various programs, and pursues new knowledge and truths within a structure that assures academic freedom in its intellectual endeavors. The curricula are designed to foster critical thinking, the re-examination of accepted truths, a respect for different perspectives including an appreciation of the multiethnic character of the nation, and a curiosity that leads to life-long learning. Additionally, an environment exists whereby students can develop aesthetic values and human relationships including tolerance for differing viewpoints.

### *Teaching*

The people of Nebraska created UNL to provide its citizens with the highest quality of post-secondary education. Therefore, a fundamental mission of the University of Nebraska-Lincoln is teaching. The distinctiveness of the teaching mission at the University of Nebraska-Lincoln lies in its range of undergraduate majors, the character and quality of the faculty, and the extra-curricular environment. The University provides students with a wide choice of courses and career options which often expands the scope of their dreams and ambitions. The size and diversity of the University permits students to mature and to develop their own sense of self-confidence and individual responsibility. The course work is enriched by a faculty that is engaged in active research and creative activity and whose frame of reference is the national and international community of scholars.



Having created the first graduate college west of the Mississippi River, the University of Nebraska-Lincoln has historically recognized graduate education to be a central and unique component of its mission. Thus, UNL has primary responsibility in the State for graduate education, especially at the doctoral and professional levels. UNL is unique in possessing the scope of programs necessary for multidisciplinary instruction at the graduate level, a faculty involved in research necessary to support graduate education, and the libraries, laboratories, computer facilities, museums, galleries, and other ancillary resources required for graduate instruction.

### ***Research***

Basic and applied research and creative activity represent a major component of UNL's mission, a component that is recognized in Nebraska legislative statutes, and in its status as both a land-grant and an AAU research university. The quest for new knowledge is an essential part of a research university; it helps define and attract the type of faculty necessary to provide a university education; it distinguishes the quality of the undergraduate students' classroom experience; and it is the necessary component of graduate instruction.

As part of its research mission, UNL is dedicated to the pursuit of an active research agenda producing both direct and indirect benefits to the State. The special importance of agriculture, environment, and natural resources is addressed in its research priorities. In addition, UNL conducts a high level of research and creative activities that address in specific ways the issues and problems that confront Nebraska. Through their research and creative activities, faculty at UNL interact with colleagues around the world and are part of the network of knowledge and information that so influences our society. As a consequence, the University serves as the gateway through which Nebraska participates in and shares the gains from technological and cultural developments.

### ***Service***

The land-grant tradition creates for the University of Nebraska-Lincoln a special statewide responsibility to serve the needs of Nebraska and its citizens. In addition, many of its service aspects extend to regional, national, and international clientele. Special units such as Extended Education and Outreach, and the Cooperative Extension Division have specific responsibilities to bring the teaching and research resources of the University to a wider clientele. Through Cooperative Extension's partnership with federal, state, and county agencies, UNL has an outreach program in each county in the state. Moreover, all units of the University have a service and outreach mission. To help accomplish this mission, UNL delivers educational services through diverse ways including telecommunications methods and as a participant in the development of regional educational centers especially in those areas where it has statewide responsibilities. The University recognizes its obligation to extend the resources of the University beyond the campus and throughout the State. Serving the needs of Nebraska requires more than responding to the felt needs of the time. UNL must be visionary in its planning and must help the citizens of the state prepare for the future as well as deal with the present.

*Approved by the Board of Regents May 10, 1991  
College names modified February 2004*

<b>Institutional and Professional Accreditations</b>		
<b>College/Program</b>	<b>Accrediting Agency</b>	<b>Last/Next</b>
<b>Institutional</b>	North Central Association of Colleges and Schools, 30 North LaSalle Street, Suite 2400; Chicago IL 60602-2504; Phone: (312) 263-0456	1996-1997 / 2006-2007
<b>Agricultural Sciences &amp; Natural Resources</b>		
All Programs (see exceptions)	Cooperative State Research, Education and Extension Service (CSREES). Exceptions: Agricultural Engineering, Biological Systems Engineering and NE Vet Diagnostic Lab System	
Agricultural Education (Joint program with the College of Education & Human Sciences)	National Council Accreditation of Teacher Education (NCATE)	2002-03 / 2007-08
Agricultural Engineering (B) (Joint program with the College of Engineering & Technology)	Accreditation Board for Engineering & Technology (ABET)	2005-06*
Biological Systems Engineering (B) (Joint program with the College of Engineering and Technology)	Accreditation Board for Engineering & Technology (ABET)	2005-06*
NE Vet Diagnostic Laboratory System	American Assoc of Veterinary Laboratory Diagnosticians	1999-00 / 2004-05
<b>Architecture</b>		
Architecture (FP)	National Architectural Accrediting Board, Inc (NAAB)	2002-03 / 2009-10
Community & Regional Planning (M)	Planning Accreditation Board of the American Planning Assoc (PAB)	2002-03 / 2010-2011
Interior Design (B)	Foundation for Interior Design Education Research (FIDER)	2000-01/ 2006-07
<b>Arts &amp; Sciences</b>		
Clinical Psychology (D)	American Psychological Association (APA)	1997-98 / 2005
<b>Business Administration</b>		
All programs (B,M,D)	American Assembly of Collegiate Schools of Business (AACSB)	1995-96 / 2006-07
Accountancy (B,M)	American Assembly of Collegiate Schools of Business (AACSB)	1995-96 / 2006-07
<b>Education and Human Sciences</b>		
All BS Programs (B)	American Assoc of Family and Consumer Sciences (AAFCS)	1995-96 / 2005-06
All Professional & Educational Programs (B,M,S,D)	National Council Accreditation of Teacher Education (NCATE)	2002-03 / 2007-08
Counseling Psychology (M,D)	American Psychological Association (APA)	2000-01/ 2005-06
Dietetics Internship for NSD (M,D)	American Dietetic Association (ADA)	1998-99 / 2008-09
Early Childhood Education (B)	National Academy of Early Childhood Program through the National Assoc for Education of Young Children	1997-98 / 2002-03
Nebraska Internship Consortium in Professional Psychology (D)	American Psychological Association (APA)	2001-02 / 2008-09
School Psychology (D)	American Psychological Association (APA)	1996-97 / 2003-04
School Psychology (D,S)	National Association of School Psychologists (NASP) with NCATE	2002-03 / 2007-08
Special Education-Hearing Impaired Program (M)	Council for Education of the Deaf (CED)	1995-96 / 2006-07
Speech-Language Pathology & Audiology (M)	Education Standards Board of the American Speech Language Hearing Association	2001-02 / 2008-09
Teacher Education Programs (B,M,S,D)	Nebraska Department of Education (NDE)	2002-03 / 2007-08
(A) Associate, (B) Baccalaureate, (M) Masters, (FP) First Professional (D) Doctorate, (S) beyond masters, but less than doctorate		



<b>Institutional and Professional Accreditations continued</b>		
<b>College/Program</b>	<b>Accrediting Agency</b>	<b>Last/Next</b>
<b>Engineering &amp; Technology</b>		
Agricultural Engineering (B) (Joint Program with Agricultural Sciences & Natural Resources)	Accreditation Board for Engineering & Technology (ABET)	2005-06*
Biological Systems Engineering (B)	Accreditation Board for Engineering & Technology (ABET)	2005-06*
Chemical Engineering (B)	Accreditation Board for Engineering & Technology (ABET)	2005-06*
Civil Engineering (B)	Accreditation Board for Engineering & Technology (ABET)	2005-06*
Computer Engineering (B)	Accreditation Board for Engineering & Technology (ABET)	2005-06*
Engineering Technology Programs: Construction (B), Electronics (B) & Manufacturing (A,B)	Technology Accreditation Commission (TAC) with the Accreditation Board for Engineering & Technology (ABET)	2003-04*
Construction Management (B)	American Council for Construction Education (ACCE)	2000-01/ 2006-07
Electrical Engineering (B)	Engineering Accreditation Commission (EAC) of ABET	2005-06*
Industrial & Management Systems Engineering (B)	Engineering Accreditation Commission (EAC) of ABET	2005-06*
Mechanical Engineering (B)	Engineering Accreditation Commission (EAC) of ABET	2005-06*
<b>Hixson-Lied College of Fine and Performing Arts</b>		
Art & Art History (B,M)	National Assoc of Schools of Art and Design (NASAD)	2002-03 2012-13
Music (B,M,D)	National Association of Schools of Music (NASM)	1998-99 / 2008-09
Music Education (Joint program with the College of Education & Human Sciences)	National Council Accreditation of Teacher Education (NCATE)	2002-03 / 2007-08
Theatre (B,M)	National Association of Schools of Theatre (NAST)	1996-97 / 2006-07
<b>Journalism and Mass Communications</b>		
All Programs (B,M)	Accrediting Council on Education in Journalism & Mass Communication (ACEJMC)	1997-98 / 2003-04
<b>Law</b>		
All programs (FP) (see exception)	American Bar Assoc (ABA); and Assoc of Amer Law Schools (AALS) (Exception: Master of Legal Studies program)	1996-97 / 2003-04
<b>Museum</b>		
University of Nebraska State Museum	American Association of Museums	1993-94 / 2005-06
<i>(A) Associate, (B), Baccalaureate, (M) Masters, (FP) First Professional (D) Doctorate, (S) beyond masters, but less than doctorate</i>		
* Engineering Programs - Date of next general review		
Source: Office of the Senior Vice Chancellor for Academic Affairs		

Last Updated: September 17, 2003





<b>University of Nebraska-Lincoln Student Credit Hours</b>						
<b>Total Fall, by College 1999 to 2003</b>						
<b>College</b>		<b>1999</b>	<b>2000</b>	<b>2001</b>	<b>2002</b>	<b>2003</b>
<b>Agricultural Sciences &amp; Natural Resources</b>	Undergraduate	13,927	13,392	13,142	12,879	12,592
	Graduate	2,945	3,099	3,431	3,367	2,885
	<b>Total</b>	<b>16,872</b>	<b>16,491</b>	<b>16,573</b>	<b>16,246</b>	<b>15,477</b>
<b>Arts &amp; Sciences</b>	Undergraduate	129,929	130,244	127,726	127,669	126,254
	Graduate	8,372	7,954	8,512	8,717	9,037
	<b>Total</b>	<b>138,301</b>	<b>138,198</b>	<b>136,238</b>	<b>136,386</b>	<b>135,291</b>
<b>Business Administration</b>	Undergraduate	24,235	24,320	25,560	26,179	26,465
	Graduate	3,104	3,435	2,884	3,070	3,079
	<b>Total</b>	<b>27,339</b>	<b>27,755</b>	<b>28,444</b>	<b>29,249</b>	<b>29,544</b>
<b>Architecture</b>	Undergraduate	3,732	3,827	3,803	3,951	4,421
	Graduate	373	411	519	616	404
	Professional	497	533	728	774	692
	<b>Total</b>	<b>4,602</b>	<b>4,771</b>	<b>5,050</b>	<b>5,341</b>	<b>5,517</b>
<b>Education &amp; Human Sciences 1/</b>	Undergraduate	24,697	25,911	27,913	29,125	28,811
	Graduate	6,486	6,923	8,199	8,283	7,792
	<b>Total</b>	<b>31,183</b>	<b>32,834</b>	<b>36,112</b>	<b>37,408</b>	<b>36,603</b>
<b>Engineering &amp; Technology</b>	Undergraduate	14,822	15,332	15,352	15,958	15,687
	Graduate	1,874	1,603	2,130	2,701	2,880
	<b>Total</b>	<b>16,696</b>	<b>16,935</b>	<b>17,482</b>	<b>18,659</b>	<b>18,567</b>
<b>Hixson-Lied College of Fine &amp; Performing Arts</b>	Undergraduate	14,334	15,360	15,253	15,580	15,786
	Graduate	1,012	1,209	1,300	1,375	1,174
	<b>Total</b>	<b>15,346</b>	<b>16,569</b>	<b>16,553</b>	<b>16,955</b>	<b>16,960</b>
<b>Journalism and Mass Communications</b>	Undergraduate	5,247	5,413	5,478	5,566	5,408
	Graduate	227	188	323	415	319
	<b>Total</b>	<b>5,474</b>	<b>5,601</b>	<b>5,801</b>	<b>5,981</b>	<b>5,727</b>
<b>Law</b>	Prof (Total)	5,984	5,820	6,275	6,542	6,550
<b>Reserve Officers Training Corps</b>	UG (Total)	402	401	364	485	473
<b>Other Departments</b> (Includes Overseas Courses, Library, Foundations, Honors, and Graduate College)	Undergraduate	4,364	4,363	4,289	3,709	4,024
	Graduate	264	310	436	408	289
	Professional	0	0	0	0	0
	<b>Total</b>	<b>4,628</b>	<b>4,673</b>	<b>4,725</b>	<b>4,117</b>	<b>4,313</b>
<b>Total U of Nebr-Lincoln (excluding NCTA) 2/</b>	Undergraduate	235,689	238,563	238,880	241,101	239,921
	Graduate	24,657	25,132	27,734	28,952	27,859
	Professional	6,481	6,353	7,003	7,316	7,242
	<b>Total</b>	<b>266,827</b>	<b>270,048</b>	<b>273,617</b>	<b>277,369</b>	<b>275,022</b>

1/ In Fall 2003 Human Resources and Family Sciences and Teachers Colleges merged to form the new college of Education & Human Sciences.

2/ The NE College of Technical Agriculture (NCTA) reports student contact hours rather than student credit hours.

NOTE: Student Credit Hours (SCH) are as of the Census Date (sixth day of the semester).

Last Updated: March 5, 2004





<b>University of Nebraska-Lincoln Student Credit Hours Total Spring, by College 2000 to 2004</b>						
<b>College</b>		<b>2000</b>	<b>2001</b>	<b>2002</b>	<b>2003</b>	<b>2004</b>
<b>Agricultural Sciences &amp; Natural Resources</b>	Undergraduate	12,670	13,127	12,285	12,574	14,343
	Graduate	2,995	3,408	3,354	3,360	3,529
	<b>Total</b>	<b>15,665</b>	<b>16,535</b>	<b>15,639</b>	<b>15,934</b>	<b>17,872</b>
<b>Architecture</b>	Undergraduate	3,432	3,624	3,605	3,700	3,990
	Graduate	439	429	536	540	353
	Professional	462	487	724	765	677
	<b>Total</b>	<b>4,333</b>	<b>4,540</b>	<b>4,865</b>	<b>5,005</b>	<b>5,020</b>
<b>Arts &amp; Sciences</b>	Undergraduate	115,594	114,109	113,586	114,634	109,487
	Graduate	7,677	7,590	8,031	8,160	7,413
	<b>Total</b>	<b>123,271</b>	<b>121,699</b>	<b>121,617</b>	<b>122,794</b>	<b>116,900</b>
<b>Business Administration</b>	Undergraduate	23,883	23,730	24,403	25,833	25,021
	Graduate	2,801	2,991	2,802	2,843	3,180
	<b>Total</b>	<b>26,684</b>	<b>26,721</b>	<b>27,205</b>	<b>28,676</b>	<b>28,201</b>
<b>Education &amp; Human Sciences 1/</b>	Undergraduate	25,264	26,158	27,099	27,692	26,061
	Graduate	6,291	7,320	8,285	7,824	7,660
	<b>Total</b>	<b>31,555</b>	<b>33,478</b>	<b>35,384</b>	<b>35,516</b>	<b>33,721</b>
<b>Engineering &amp; Technology</b>	Undergraduate	13,102	14,344	15,007	15,753	15,308
	Graduate	1,747	1,716	2,215	2,732	2,514
	<b>Total</b>	<b>14,849</b>	<b>16,060</b>	<b>17,222</b>	<b>18,485</b>	<b>17,822</b>
<b>Hixson - Lied College of Fine &amp; Performing Arts</b>	Undergraduate	13,769	14,132	13,483	14,254	15,748
	Graduate	909	1,154	1,314	1,351	1,176
	<b>Total</b>	<b>14,678</b>	<b>15,286</b>	<b>14,797</b>	<b>15,605</b>	<b>16,924</b>
<b>Journalism and Mass Communications</b>	Undergraduate	5,212	5,216	5,481	5,129	5,051
	Graduate	189	207	357	387	265
	<b>Total</b>	<b>5,401</b>	<b>5,423</b>	<b>5,838</b>	<b>5,516</b>	<b>5,316</b>
<b>Law</b>	<b>Prof (Total)</b>	<b>5,505</b>	<b>5,549</b>	<b>5,869</b>	<b>6,142</b>	<b>6,184</b>
<b>Reserve Officers Training Corps</b>	<b>UG (Total)</b>	<b>373</b>	<b>347</b>	<b>375</b>	<b>424</b>	<b>385</b>
<b>Other Departments (Includes Overseas Courses, Library, Foundations, Honors, and Graduate College.)</b>	Undergraduate	3,268	4,010	3,674	3,156	3,408
	Graduate	204	283	341	315	223
	Professional	0	0	0	2	0
	<b>Total</b>	<b>3,472</b>	<b>4,293</b>	<b>4,015</b>	<b>3,473</b>	<b>3,631</b>
<b>Total U. of Nebr.-Lincoln (excluding NCTA) 2/</b>	Undergraduate	216,567	218,797	218,998	223,149	218,802
	Graduate	23,252	25,098	27,235	27,512	26,313
	Professional	5,967	6,036	6,593	6,909	6,861
	<b>Total</b>	<b>245,786</b>	<b>249,931</b>	<b>252,826</b>	<b>257,570</b>	<b>251,976</b>

1/ In Fall 2003 Human Resources and Family Sciences and Teachers Colleges merged to form the new college of Education & Human Sciences.

2/ The NE College of Technical Agriculture (NCTA) reports student contact hours rather than student credit hours.

NOTE: Student Credit Hours (SCH) are as of the Census Date (sixth day of the semester).

Last Updated: March 5, 2004



<b>University of Nebraska-Lincoln Student Credit Hours Total Fall and Spring Semester, by College 1999-00 to 2003-04</b>						
<b>College</b>		<b>1999-00</b>	<b>2000-01</b>	<b>2001-02</b>	<b>2002-03</b>	<b>2003-04</b>
<b>Agricultural Sciences &amp; Natural Resources</b>	Undergraduate	26,597	26,519	25,427	25,453	26,935
	Graduate	5,940	6,507	6,785	6,727	6,414
	<b>Total</b>	<b>32,537</b>	<b>33,026</b>	<b>32,212</b>	<b>32,180</b>	<b>33,349</b>
<b>Architecture</b>	Undergraduate	7,164	7,451	7,408	7,651	8,411
	Graduate	812	840	1,055	1,156	757
	Professional	959	1,020	1,452	1,539	1,369
	<b>Total</b>	<b>8,935</b>	<b>9,311</b>	<b>9,915</b>	<b>10,346</b>	<b>10,537</b>
<b>Arts &amp; Sciences</b>	Undergraduate	245,523	244,353	241,312	242,303	235,741
	Graduate	16,049	15,544	16,543	16,877	16,450
	<b>Total</b>	<b>261,572</b>	<b>259,897</b>	<b>257,855</b>	<b>259,180</b>	<b>252,191</b>
<b>Business Administration</b>	Undergraduate	48,118	48,050	49,963	52,012	51,486
	Graduate	5,905	6,426	5,686	5,913	6,259
	<b>Total</b>	<b>54,023</b>	<b>54,476</b>	<b>55,649</b>	<b>57,925</b>	<b>57,745</b>
<b>Education &amp; Human Sciences 1/</b>	Undergraduate	49,961	52,069	55,012	56,817	54,872
	Graduate	12,777	14,243	16,484	16,107	15,452
	<b>Total</b>	<b>62,738</b>	<b>66,312</b>	<b>71,496</b>	<b>72,924</b>	<b>70,324</b>
<b>Engineering &amp; Technology</b>	Undergraduate	27,924	29,676	30,359	31,711	30,995
	Graduate	3,621	3,319	4,345	5,433	5,394
	<b>Total</b>	<b>31,545</b>	<b>32,995</b>	<b>34,704</b>	<b>37,144</b>	<b>36,389</b>
<b>Hixson-Lied College of Fine &amp; Performing Arts</b>	Undergraduate	28,103	29,492	28,736	29,834	31,534
	Graduate	1,921	2,363	2,614	2,726	2,350
	<b>Total</b>	<b>30,024</b>	<b>31,855</b>	<b>31,350</b>	<b>32,560</b>	<b>33,884</b>
<b>Journalism and Mass Communications</b>	Undergraduate	10,459	10,629	10,959	10,695	10,459
	Graduate	416	395	680	802	584
	<b>Total</b>	<b>10,875</b>	<b>11,024</b>	<b>11,639</b>	<b>11,497</b>	<b>11,043</b>
<b>Law</b>	<b>Prof (Total)</b>	<b>11,489</b>	<b>11,369</b>	<b>12,144</b>	<b>12,684</b>	<b>12,734</b>
<b>Reserve Officers Training Corps</b>	<b>UG (Total)</b>	<b>775</b>	<b>748</b>	<b>739</b>	<b>909</b>	<b>858</b>
<b>Other Departments</b> (Includes Overseas Courses, Library, Foundations, Honors and Graduate College)	Undergraduate	7,632	8,373	7,963	6,865	7,432
	Graduate	468	593	777	723	512
	Professional	0	0	0	2	0
	<b>Total</b>	<b>8,100</b>	<b>8,966</b>	<b>8,740</b>	<b>7,590</b>	<b>7,944</b>
<b>Total U. of Nebr.-Lincoln (excluding NCTA) 2/</b>	Undergraduate	452,256	457,360	457,878	464,250	458,723
	Graduate	47,909	50,230	54,969	56,464	54,172
	Professional	12,448	12,389	13,596	14,225	14,103
	<b>Total</b>	<b>512,613</b>	<b>519,979</b>	<b>526,443</b>	<b>534,939</b>	<b>526,998</b>

1/ In Fall 2003 Human Resources and Family Sciences and Teachers Colleges merged to form the new college of Education & Human Sciences.

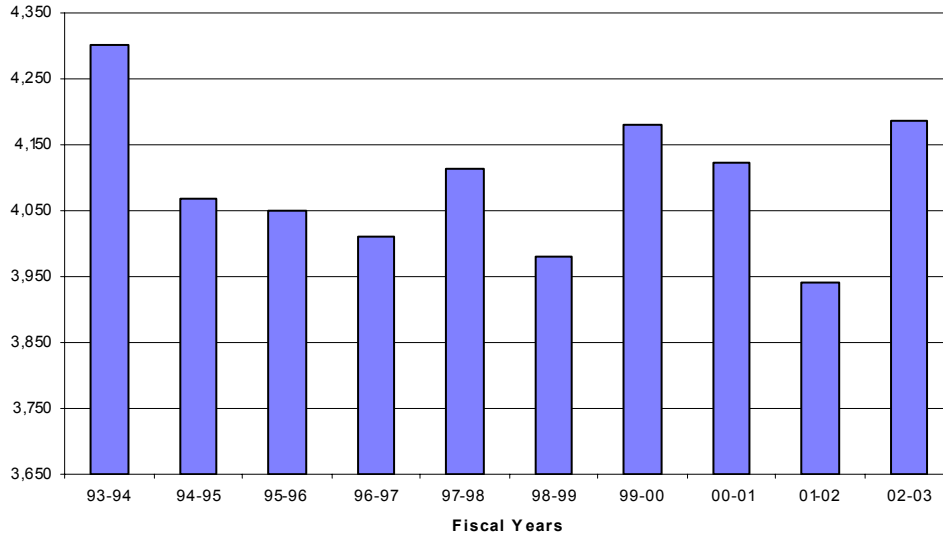
2/ The NE College of Technical Agriculture (NCTA) reports student contact hours rather than student credit hours.

NOTE: Student Credit Hours (SCH) are as of the Census Date (sixth day of the semester).

Last Updated: March 5, 2004



**Total Degrees Conferred by the University of Nebraska - Lincoln  
Fiscal Year 1993-94 to Fiscal Year 2002-03**



<b>Trend of UNL Degrees conferred by Type 1993-94 to 2002-03</b>										
<b>Degree Type</b>	<b>93-94</b>	<b>94-95</b>	<b>95-96</b>	<b>96-97</b>	<b>97-98</b>	<b>98-99</b>	<b>99-00</b>	<b>00-01</b>	<b>01-02</b>	<b>02-03</b>
Other	33	19	15	23	16	6	3	3	5	5
Bachelor	3,073	2,900	2,834	2,850	2,940	2,876	3,115	2,997	2,897	2,980
Master	806	757	781	702	736	699	658	738	672	782
Post-Master	11	15	13	7	8	10	5	11	7	13
Prof - Arch	0	0	0	23	22	22	29	18	29	30
Prof - Law	153	147	147	131	109	117	119	120	117	123
Doctorate	227	229	261	276	282	251	251	235	213	254
<b>TOTAL</b>	<b>4,303</b>	<b>4,067</b>	<b>4,051</b>	<b>4,012</b>	<b>4,113</b>	<b>3,981</b>	<b>4,180</b>	<b>4,122</b>	<b>3,940</b>	<b>4,187</b>

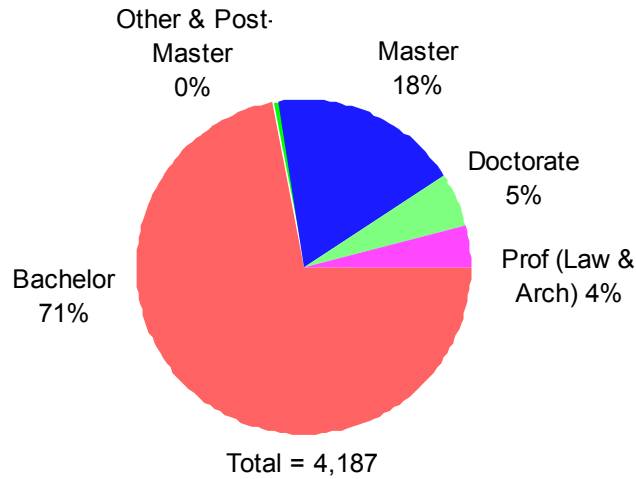
Note: "Other" includes 2-year certificates, associate degrees. "Post-Master" includes 6-year graduate certificates, and graduate 6-year specialist (EDS) degrees. In order to match the total number of master's degrees reported to IPEDS, the March degrees should be added to the master's category.

A fiscal year represents the time period of July 1 through June 30 and includes August, December and May graduations. Nebraska College of Technical Agriculture graduates are not included.

Last Updated: July 25, 2003



**Degrees Conferred July 1, 2003 through June 30, 2004**



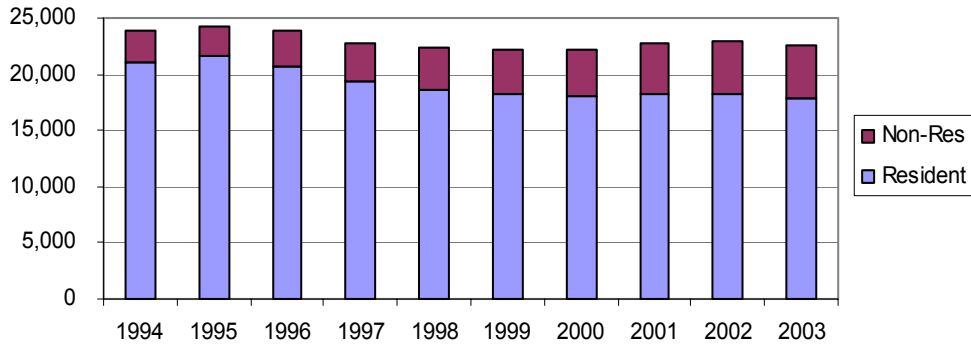
Type and Number of Degrees Conferred by College July 1, 2003 through June 30, 2004							
College	Other	Bach	Mast	Post-Master	Prof	Doc	Total
Ag Sciences		264	84			34	<b>382</b>
Architecture		59	16		32		<b>107</b>
Arts & Sciences		836	162			88	<b>1,086</b>
Business Admin		705	102			15	<b>822</b>
Education & Human Sciences		476	223	12		68	<b>779</b>
Engineering & Technology	7	398	119			21	<b>545</b>
Fine & Performing Arts		118	34			5	<b>157</b>
Grad College-Dean's Office			42			5	<b>47</b>
Human Resources & Family Sci		39					<b>39</b>
Journalism		198	17				<b>215</b>
Law					131		<b>131</b>
Teachers		26					<b>26</b>
<b>Total</b>	<b>7</b>	<b>3,119</b>	<b>799</b>	<b>12</b>	<b>163</b>	<b>236</b>	<b>4,336</b>

Note: "Other" includes 2-year certificates and associate degrees. "Post-Master" includes 6-year graduate certificates and graduate 6-year specialist (EDS) degrees. In order to match the total number of Master's degrees reported to IPEDS, the College of Architecture Professional degrees should be added to the Master's category.

A fiscal year represents the time period of July 1 through June 30 and includes August, December and May graduations. Nebraska College of Technical Agriculture graduates are not included.



**Residency (for Tuition Purposes) of Enrolled Students at UNL - 10 year Trend**



<b>Origin of Enrolled Students Fall 2003</b>				
<b>By Level</b>	<b>Nebraska</b>	<b>Non-Residents</b>	<b>Total</b>	<b>% NE Residents</b>
Undergraduate	15,231	2,620	17,851	85.32%
Graduate	2,190	2,029	4,219	51.91%
Professional (Law)	323	96	419	77.09%
Professional (Architecture)	60	10	70	85.71%
<b>Total Student Body</b>	<b>17,804</b>	<b>4,755</b>	<b>22,559</b>	<b>78.92%</b>

Note: Includes Field and Satellite Courses

Note: Administrative Site enrollments are displayed. Nebraska College of Technical Agriculture data are not included on this page.

Last Updated: September 22, 2003

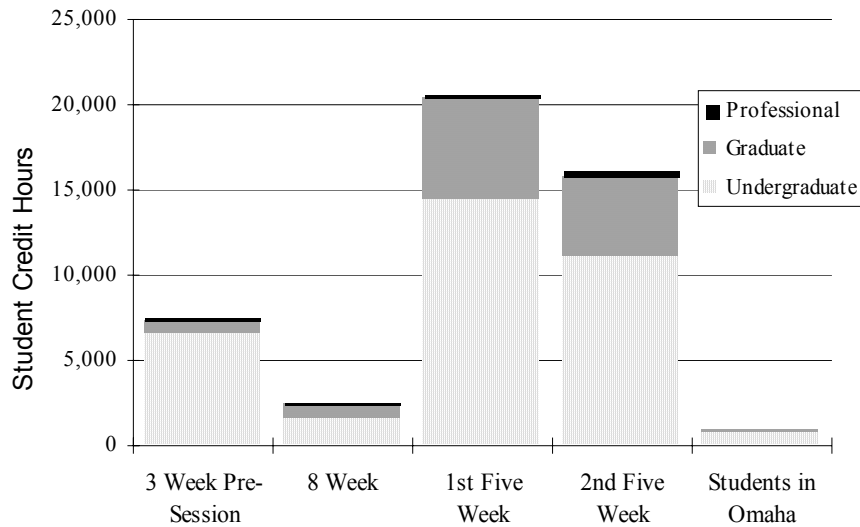


## Summer Sessions

The University of Nebraska - Lincoln's Summer Sessions is the largest, most comprehensive summer studies program in the state. Over 1,300 different courses are offered through 70 departments. Options include participation in field work practica, internships or live theatre performances.

To further accommodate busy summer schedules, the program features several sessions of varying lengths. Classes are offered during three, five and eight week sessions. These modules can be combined in several combinations to meet student needs.

### Summer Sessions 2003 Student Credit Hours



Summer Sessions 2003 Student Credit Hours				
Session	Undergraduate	Graduate	Professional	Total
3 Week Pre-Session	6,522	768	156	7,446
8 Week	1,511	909	31	2,451
1st Five Week	14,403	5,995	169	20,567
2nd Five Week	11,106	4,606	348	16,060
Students in Omaha	713	94	-	807
<b>Total</b>	<b>34,255</b>	<b>12,372</b>	<b>704</b>	<b>47,331</b>

Note: Omaha has 4 summer sessions, but they are scheduled differently than UNL. "Students in Omaha" is total credit hours for all Omaha summer sessions combined. Omaha data is for students enrolled in classes delivered in Omaha but administered by Lincoln.

*Last Updated: August 15, 2003*

<b>Types of Degrees Currently Offered at UNL</b>			
ASET	Technology	BSIT	Technology
ATC	Associate of Fire Protection Technology	BSME	Bachelor of Science in Mechanical Engineering
BA	Bachelor of Arts	BSNR	Bachelor of Science in Natural Resources
BFA	Bachelor of Fine Arts	DMA	Doctor of Musical Arts
BJ	Bachelor of Journalism	EdD	Doctor of Education
BM	Bachelor of Music	EdS	Educational Specialist
BMED	Bachelor of Music in Education	JD	Juris Doctor
BS	Bachelor of Science	MA	Master of Arts
BSAE	Bachelor of Science in Agricultural Engineering	MAE	Master of Architectural Engineering
BSAE	Bachelor of Science in Architectural Engineering (Omaha Campus)	MAG	Master of Agriculture
BSAS	Bachelor of Science in Agricultural Sciences	MARCH	Master of Architecture
BSBA	Bachelor of Science in Business Administration	MAT	Master of Arts for Teachers
BSBSE	Bachelor of Science in Biological Systems Engineering	MBA	Master of Business Administration
BSCE	Bachelor of Science in Civil Engineering (Omaha Campus)	MCRP	Master of Community & Regional Planning
BSCE	Bachelor of Science in Civil Engineering	MEd	Master of Education
BSCHE	Bachelor of Science in Chemical Engineering	MENG	Master of Engineering
BSCM	Bachelor of Science in Construction Management	MFA	Master of Fine Arts
BSCP	Bachelor of Science in Computer Engineering	MLS	Master of Legal Studies
BSD	Bachelor of Science in Design	MM	Master of Music
BSED	Bachelor of Science in Education	MPA	Masters of Professional Accountancy
BSEE	Bachelor of Science in Electrical Engineering	MPE	Master of Physical Education
BSEL	Bachelor of Science in Electronics Engineering	MS	Master of Science
BSET	Bachelor of Science in Engineering Technology	MST	Master of Secondary Teaching
BSHRFS	Bachelor of Science in Human Res & Fam Sci (Omaha Campus)	MScT	Master of Science for Teachers
BSHRFS	Bachelor of Science in Human Resources & Fam Sciences	PhD	Doctor of Philosophy
BSIE	Bachelor of Science in Industrial Engineering	SXCT	Certificate of Specialization

Note: Other degrees may be awarded than those listed here because some programs are discontinued and current students are allowed to finish a degree even though it is no longer offered.

Note: Contact specific department or college for minors, options, specializations, and supplemental endorsements.

*Last Updated: October 22, 2003*

**Academic Majors by College and Degree Level**

College of Agricultural Sciences & Natural Resources									
Programs	Deg/ Cert	Bachelors			Masters			Specialist	Doc- torate
		BA	BS	Other	MA	MS	Other		
Agribusiness (Also CBA)				BSBA; BSAS					
Agriculture							MAG		
Agricultural & Biological Systems Engrg						MS			
Agricultural Economics				BSAS		MS			PhD
Agricultural Education				BSAS					
Agricultural Journalism (Dual major)				BSAS					
Agronomy				BSAS		MS			PhD
Animal Science				BSAS		MS			PhD
Biochemistry (Also Arts & Sciences)			BS	BSAS		MS			PhD
Biometry						MS			
Crop Protection				BSAS					
Diversified Agricul Studies (was Genl Ag)				BSAS					
Entomology						MS			PhD
Environmental Soil Science				BSNR					
Environmental Studies (Also A&S)		BA	BS	BSNR					
Fisheries & Wildlife				BSNR					
Food Science & Technology				BSAS		MS			PhD
Grazing Livestock Systems				BSAS					
Horticulture				BSAS		MS			
Horticulture & Forestry									PhD
Integrative Biomedical Sciences									PhD
Leadership Education						MS			
Mechanized Systems Management				BSAS		MS			
Natural Resource & Environmental Economics				BSNR					
Natural Resource Sciences						MS			PhD
Professional Golf Management				BSAS					
Rangeland Ecosystems				BSNR					
Vet Science (combined pre-prof program)				BSAS		MS			
Veterinary Technologist				BSAS					
Water Science				BSNR					

Note: Contact specific department or college for minors, options, specializations, and supplemental endorsements.

Last Updated: October 10, 2003

**Academic Majors by College and Degree Level**

College of Architecture									
Programs	Deg/ Cert	Bachelors			Masters			Specialist	Doctorate
		BA	BS	Other	MA	MS	Other		
Architectural Studies				BSD					
Architecture (Professional Degree)						MS	MArch		
Community & Regional Planning							MCRP		
Architectural Studies (Interior Design)				BSD					

Note: Contact specific department or college for minors, options, specializations, and supplemental endorsements.



**Academic Majors by College and Degree Level**

<b>College of Arts &amp; Sciences</b>									
<b>Programs</b>	<b>Deg/Cert</b>	<b>Bachelors</b>			<b>Masters</b>			<b>Specialist</b>	<b>Doctorate</b>
		<b>BA</b>	<b>BS</b>	<b>Other</b>	<b>MA</b>	<b>MS</b>	<b>Other</b>		
Actuarial Science (Also CBA)		BA	BS	BSBA		MS			
Anthropology		BA	BS		MA				
Biochemistry (Also Ag Sci & Nat Res)			BS	BSAS		MS			PhD
Biological Sciences		BA	BS			MS			PhD
Chemistry		BA	BS			MS			PhD
Classics		BA	BS		MA				
Communication Studies		BA	BS		MA				PhD
Computer Science (Also Eng & Tech)		BA	BS			MS			PhD
Dentistry (combined pre-prof prgrm)		BA	BS						
Economics (Also CBA)		BA	BS	BSBA	MA				PhD
English (Also Fine & Performing Arts)		BA	BS		MA				PhD
Environmental Studies (Also Ag Sci)		BA	BS	BSNR					
European Studies		BA	BS						
Film Studies		BA							
French		BA	BS						
Geography		BA	BS		MA				PhD
Geology		BA	BS						
Geosciences						MS			PhD
German		BA	BS						
Great Plains Studies Program		BA	BS						
Greek		BA	BS						
History		BA	BS		MA				PhD
Individualized Program of Studies		BA	BS						
Information Technology									PhD
International Studies		BA	BS						
Latin		BA	BS						
Latin American Studies		BA	BS						
Law (combined pre-prof prgrm)		BA	BS						
Mathematics/Mathematics & Statistics		BA	BS		MA	MS	MAT,MScT		PhD
Medicine (combined pre-prof prgrm)		BA	BS						
Medieval and Renaissance Studies		BA							
Meteorology-Climatology		BA	BS						
Modern Languages & Literatures					MA				PhD
Pharmacy (combined pre-prof prgrm)		BA	BS						
Philosophy		BA	BS		MA				PhD
Physics (Astronomy Option)			BS						
Physics/Physics & Astronomy		BA	BS			MS			PhD
Political Science		BA	BS		MA				PhD
Psychology		BA	BS		MA				PhD
Russian		BA	BS						
Sociology		BA	BS		MA				PhD
Spanish		BA	BS						
Speech-Language Pathology & Aud		BA	BS			MS			
University Studies (Also Fine & Performing Arts)		BA	BS						
Women's Studies		BA	BS						

Note: Contact specific department or college for minors, options, specializations, and supplemental endorsements.

Last Updated: October 10, 2003



**Academic Majors by College and Degree Level**

Business Administration									
Programs	Deg/Cert	Bachelors			Masters			Specialist	Doctorate
		BA	BS	Other	MA	MS	Other		
Accountancy (Professional)							MPA		
Accounting				BSBA					
Actuarial Science (Also A&S)		BA	BS	BSBA		MS			
Agribusiness (Also Col of Ag & Nat Res)				BSBA; BSAS					
Business (Interdepartmental Area)					MA		MBA	PhD <sup>1/</sup>	
Business Administration				BSBA					
Economics (Also A&S)		BA	BS	BSBA	MA			PhD	
Finance				BSBA					
International Business				BSBA					
Management				BSBA					
Marketing				BSBA					

<sup>1/</sup> Students are normally required to choose four fields of emphasis. At least half of the fields must be in the Business Area, including Banking, Finance, Financial Accounting, Insurance, International Marketing, Investments, Managerial Accounting, Management Information Systems, Management Science, Organization and Management Theory, Marketing, Marketing Channels, Organizational Behavior/Human Resources Management, Production and Operations Management, Promotion, Strategic Management, and Taxation. Fields in the Department of Economics may be included in the program.

Note: Contact specific department or college for minors, options, specializations, and supplemental endorsements.

Last Updated: October 10, 2003

**Academic Majors by College and Degree Level**

College of Education & Human Sciences									
Programs	Deg/Cert	Bachelors			Masters			Specialist	Doctorate
		BA	BS	Other	MA	MS	Other		
Administrative Resource Management				BSED					<sup>4/</sup>
Athletic Training				BSED					
Administration, Curriculum & Instruction									PhD; EdD
Adult & Continuing Education					MA				
Community & Human Resources									PhD; EdD
Community Health Education				BSED					
Curriculum & Instruction					MA		MEd; MST	EdS	
Education (See Endorsements)				BSED					
Education (Art)				BSED					
Educational Admin & Supervision	SXCT								
Educational Administration					MA		MEd		EdD <sup>5/</sup>
Educational Psychology					MA			EdS	
Elementary Education				BSED					
Exercise Science				BSED					
Family & Consumer Sciences				BSHRF		MS			
Health and Human Performance							MEd; MPE		
Human Resources & Family Sciences						MS			PhD <sup>6/</sup>
Middle Grades Educaiton				BSED					
Nutritional Science & Dietetics				BSHRF		MS			
Psychological & Cultural Studies									EdD; PhD
Secondary Education				BSED					
Special Ed & Communication Disorders								EdS	
Special Education					MA		MEd		
Speech-Lang Pathologist				BSED					
Speech-Lang Path. & Aud. (Also A&S)		BA	BS			MS			
Technical Education				BSED					
Textiles, Clothing & Design				BSHRF	MA	MS			
Vocational and Adult Education					MA		MEd		
Vocational Education							MEd		

NOTE 4/ Three majors are identified in the doctoral program for students planning careers in education. Each encompasses a number of areas of specialization. The available majors and their respective areas of specialization are:

**Administration, Curriculum and Instruction:** This major focuses on the study of administration, curriculum, or instruction in formal, early childhood-through-college institutions. Areas of specialization within this field include: 1) Teaching, Curriculum, and Learning; 2) Educational Leadership and Higher Education; 3) Physical Education Teacher Education; 4) Instructional Technology; and 5) Architecture Education; and 6) Internet-based Education. A special program in law and education leading to a joint PhD/JD is also possible under this field in cooperation with the College of Law.

**Psychological and Cultural Studies:** This major provides areas of specialization in: 1) Cognition, Learning and Development; 2) Counseling Psychology; 3) Quantitative and Qualitative Methods in Education; 4) School Psychology; 5) Exercise Physiology; 6) Health Education; 7) Special Education; 8) Communication Disorders; 9) Survey Research and Methodology.

**Community and Human Resources:** This major provides specialization in the area of Career Education. Such fields as education for non-traditional learners, open education, performance contracting, general and professional extension work, community education, correctional education, and education in volunteer and service agencies offer a myriad of opportunities for the person who obtains a degree in this field.

Note 6/ The doctoral degree in Human Resources & Family Sciences is offered through a unified PhD program. The departments that participate are Family & Consumer Sciences, Nutrition & Health Sciences and Textiles, Clothing & Design.



<b>Endorsements in College of Education &amp; Human Sciences</b>	
*Requires second endorsement	
Art (K-12)	Journalism & English
* Biology	Language Arts
Business Education / Cooperative Education	Latin
* Chemistry	Marketing Education / Basic Business-Cooperative Education
* Earth Science	Mathematics
Economics & History	Middle Grades Education
Elementary Education	Natural Science
<b>Elementary Education Dual Programs</b>	* Physical Education (7-12)
Elementary Ed & Art (K-6)	Physical Education (K-6 and 7-12)
Disabilities (K-9)	Physical Science
Elementary Ed - Early Childhood Education	* Physics
Elementary Ed - Physical Education (K-6)	Political Science & History
English	* Reading & Writing (7 - 12)
Family & Consumer Sciences	Russian
French	Social Science
Geography & History	Spanish
German	Special Education - Mildly/Moderate Disabilities (7-12)
Health & Physical Education (K-12)	Speech & English
* Health Education	Speech, Drama & English
Deaf & Hard of Hearing Education	Speech-Language Pathologist
* History (and a non-social science discipline)	Theatre & English
Industrial Technology	Trade & Industrial Education

<b>Supplemental Endorsements in College of Education &amp; Human Sciences</b>	
Coaching	English as a Second Language
Computer Science	French 7-12 and French K-6
Cooperative Education	German 7-12 and German K-6
Elementary Education & French (K-6) (French is supplmntl)	Spanish 7-12 and Spanish K-6
Elementary Education & German (K-6) (German is supplmntl)	Vocational Special Needs (Postbaccalaureate endorsement)
Elementary Education & Spanish (K-6) (Spanish is supplmntl)	



**Academic Majors by College and Degree Level**

College of Engineering & Technology									
Programs	Deg/Cert	Bachelors			Masters			Specialist	Doctorate
		BA	BS	Other	MA	MS	Other		
Agricultural Engineering				BSAE					
Architectural Engineering				BSAE			MAE		
Biological Systems Engineering				BSBSE					
Chemical Engineering				BSCHE		MS			
Civil Engineering				BSCE		MS			
Computer Engineering (Also A&S)				BSCP					
Construction Engineering Technology				BSET					
Construction Management				BSCM					
Electrical Engineering				BSEE		MS			
Electronics Engineering				BSEL					
Electronics Engineering Technology							BSET		
Engineering							MENG		PhD2/
Engineering Mechanics						MS			
Environmental Engineering						MS			
Fire Protection Technology	ATC								
Industrial & Mgt Systems Engineering						MS			
Industrial Engineering				BSIE					
Industrial Technology				BSIT					
Interdisciplinary Studies			BS						
Manufacturing Engineering Technology	ASET			BSET					
Manufacturing Systems Engineering						MS			
Mechanical Engineering				BSME		MS			
Telecommunications Engineering						MS			

2/ A PhD degree may be obtained in the following fields: Agricultural and Biological Systems Engineering; Civil Engineering; Chemical and Materials Engineering; Computer Engineering, Electrical Engineering; Engineering Mechanics; Industrial, Management Systems, Manufacturing Engineering; and Mechanical Engineering.

Note: Contact specific department or college for minors, options, specializations, and supplemental endorsements.

Last Updated: October 10, 2003

**Academic Majors by College and Degree Level**

College of Fine & Performing Arts									
Programs	Deg/Cert	Bachelors			Masters			Specialist	Doctorate
		BA	BS	Other	MA	MS	Other		
Art		BA		BFA			MFA		
Art History & Criticism		BA							
Dance		BA							
English (Also A&S)		BA							
Integrated Studies (Also A&S)		BA							
Music		BA		BM			MM	DMA	
Theatre Arts		BA		BFA			MFA		
University Studies (Also A&S)		BA							
<b>Music Education (Endorsements to Teach)</b>									
Music Education				BMED					
Music Instrumental (K-12)				BMED					
Music, Vocal/General (K-12)				BMED					
Music, Vocal/General (K-6) (Must accompany Elem Educ endorsement)				BMED					
Music, Vocal & Instrumental (K-12)				BMED					

Note: Contact specific department or college for minors, options, specializations, and supplemental endorsements.

Last Updated: October 10, 2003

**Academic Majors by College and Degree Level**

Graduate College (Dean's Office)									
Programs	Deg/Cert	Bachelors			Masters			Specialist	Doctorate
		BA	BS	Other	MA	MS	Other		
Biochemistry						MS		PhD	
Legal Studies							MLS		
Museum Studies					MA	MS			
Nutrition						MS		PhD	
Survey Research and Methodology						MS		PhD	
Toxicology						MS		PhD	

Note: Contact specific department or college for minors, options, specializations, and supplemental endorsements.



**Academic Majors by College and Degree Level**

<b>College of Journalism and Mass Communications</b>									
Programs	Deg/Cert	Bachelors			Masters			Specialist	Doctorate
		BA	BS	Other	MA	MS	Other		
Advertising				BJ					
Broadcasting				BJ					
Journalism & Mass Communications					MA				
News and Editorial				BJ					

Note: Contact specific department or college for minors, options, specializations, and supplemental endorsements.

Last Updated: October 10, 2003

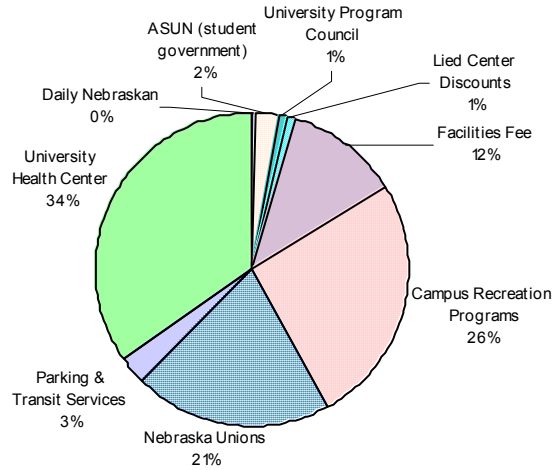
**Academic Majors by College and Degree Level**

<b>Law College</b>									
Programs	Deg/Cert	Bachelors			Masters			Specialist	Doctorate
		BA	BS	Other	MA	MS	Other		
Law									JD

Note: Contact specific department or college for minors, options, specializations, and supplemental endorsements.



**Allocation of Student Fees Per Student 2003 - 2004**



	Per Student Per Semester Assessment*	Projected Annual Revenue
<b>Fund A (Student Organizations)</b>		
Daily Nebraskan	\$ 1.20	\$ 50,863
ASUN (student government)	7.71	344,907
University Program Council	2.78	124,594
Lied Center Discounts	2.23	100,000
<b>Subtotal</b>	<b>13.92</b>	<b>620,364</b>
<b>Fund B (Institutional Obligations and Student Services Agencies)</b>		
Facilities Fee	38.00	1,419,376
Campus Recreation Programs	82.93	3,710,923
Nebraska Unions - General Operations	61.03	2,730,959
Nebraska Unions - Newspaper Program	5.00	223,740
Parking & Transit Services	8.35	373,646
University Health Center - General Operations	108.97	4,070,333
University Health Center - Counseling & Psychological Svs	3.00	134,244
Contingency Fund	0.30	11,206
<b>Subtotal</b>	<b>307.58</b>	<b>12,674,427</b>
<b>Total for Fund A &amp; B</b>	<b>\$ 321.50</b>	<b>\$ 13,294,791</b>

\*Based on 7 or more credit hours per semester

Note: Students may request a refund of part or all of the Fund A assessments.

Source: University Program and Facilities Fees Information Brochure, 2003-2004

Last Updated: August 15, 2003





**2003 - 2004 Academic Year Tuition Rates and Explanation of Fees**

**Tuition** -The University per credit hour tuition rates are:

<b>Undergraduate Tuition (Course Numbers 100-499)</b>	<b>Resident</b>	<b>Non-Resident</b>
UNL Undergraduate Courses	\$128.25	\$381.00
Social Work, Criminal Justice, Gerontology (UNO)	\$117.25	\$345.25
Dental Hygiene, Nursing (UNMC)	\$128.25	\$381.00
Nursing (UNMC)	\$162.50	\$476.00
Distance Education "F" Courses	\$128.25	\$128.25
Distance Education "S" Courses	\$128.25	\$189.00
<b>Graduate Tuition (Course Numbers 800-999)</b>	<b>Resident</b>	<b>Non-Resident</b>
UNL Graduate Courses	\$169.75	\$457.25
Social Work, Criminal Justice, Gerontology (UNO)	\$146.00	\$384.00
Distance Education "F" Courses	\$169.75	\$169.75
Distance Education "S" Courses -Entomology Courses	\$169.75	\$289.00
Distance Education "S" Courses -All Other "S" Courses	\$169.75	\$250.00
<b>Professional Tuition (Course Numbers 500-799)</b>	<b>Resident</b>	<b>Non-Resident</b>
Law	\$166.75	\$467.25
Architecture	\$169.75	\$457.25

**Dental Tuition (UNMC)** -Dental tuition is charged at a flat rate per term. The resident rate is \$5,842 while the non-resident rate is \$15,781.25.

**Other College of Dentistry Fees** -Dentistry and Dental Hygiene students are required to pay Books and Instruments Fees and may be required to pay Equipment Replacement Fees.

**University Program and Facilities Fees** -In addition to tuition, all enrolled students (except students enrolled only in Distance Education "S" and "F" courses) must pay University Program and Facilities Fees based on their total hours of enrollment each semester. The rates are as listed below:

<b>Hours of Enrollment</b>	<b>Rate</b>
1 to 6 hours	\$174.50
7 or more hours	\$321.50

**Technology Fee** -A student technology fee was initiated the first semester 1997 to provide information technology resources to all UNL students. This year the fee is \$6 per credit hour with a \$90 limit each semester.

**Library Fee** -A library fee of \$2 per credit hour will be assessed beginning this year.

**Law Library Fee** -A Law College library and professional skills fee of \$800 per semester will be assessed to Law students.

**Engineering Fee** -An engineering fee of \$10 per credit hour will be assessed beginning this year. This fee is assessed on all courses offered by the College of Engineering and Technology and the Departments of Computer Science and Engineering and Biological Systems Engineering (this includes Agricultural Engineering and Mechanical Systems Management).

**Architecture Professional Fee** -An architecture professional fee of \$18 per credit hour will be assessed to all courses offered by the College of Architecture.

**Registration Fee** -A registration fee of \$20 is due each semester a student registers for classes.

**Late Registration Fee** -A \$25 fee is due for processing an initial registration during the Late Registration period.

**International Student Fee** -A \$25 fee is due each semester for international students

**Distance Education Fee** - All distance education courses will be assessed a \$60 per class fee.

**Late Payment Fee** -A late payment fee of \$20 is assessed each month on delinquent accounts by the Office of Student Accounts.

**NCard** -A charge of \$20 is assessed for your original NCard and each time a replacement card is needed.

**Health Insurance** -All nonimmigrant international students must have health insurance as a condition of their enrollment and will be automatically billed for health insurance, \$274.00 for the fall term and \$454.00 for the spring term, on their billing statements. Nonimmigrant international students taking less than seven credit hours will also be assessed the Health Center fee, \$108.97 each semester, on their billing statement. For those taking seven or more credit hours this fee is already paid as a part of their University Program and Facilities Fee.

**Refunds**

**Fall Semester** - Students who withdraw from, or drop, all first semester courses on or before September 2, 2003 will not incur any charges. For courses officially dropped or withdrawals processed after September 2nd, a portion or all of the tuition and fees will be charged, depending on the date of the drop or withdrawal. The following percentages determine the amount of tuition and fees to be charged for dropped courses or withdrawals from the University.

**Spring Semester** - Students who withdraw from, or drop, all second semester courses on or before January 20, 2004 will not incur any charges. For courses officially dropped or withdrawals processed after January 20th, a portion or all of the tuition and fees will be charged, depending on the date of the drop or withdrawal. The following percentages determine the amount of tuition and fees to be charged for dropped courses or withdrawals from the University.

Period of Enrollment*	Period of Enrollment*	Chargeable
Fall	Spring	Tuition and Fees
August 25 - September 2	January 12 - 20	0%
September 3 - 5	January 21 - 23	25%
September 6 - 12	January 24 - 30	50%
September 13 - 19	January 31 - February 6	75%
After September 19	After February 6	100%

\*The official period of enrollment is the time from the beginning of the semester through the day you drop or withdraw on eNRoll, NRoll, or file your "Drop/Add Form" or "Cancellation/Withdrawal Form" with the Registration and Records, 107 Canfield Administration Building. Only in the case of a timely notification of unexpected hospitalization of the student, the death of a member of the student's immediate family living in the student's household, or an University error may the effective date of the drop or withdrawal be adjusted to the date of the occurrence of the event. Proper documentation will be required to determine the adjusted effective date.

**Tuition and Fee Due Date** - The tuition and fee due dates for the fall 2003 and spring 2004 terms are October 8, 2003 and February 11, 2004 respectively.

**Distance Education "F" and "S" Courses** - The type of course you are taking is notated in the online Schedule of Classes under "Group Code". In the printed Schedule of Classes, this same information is indicated under "Type."

**This listing does not include all fees which may be assessed by the University of Nebraska -Lincoln.**

**EXAMPLE** Below is an example of what you may be looking at as costs here at the University:

**UNDERGRADUATE** (Based upon an average enrollment of 15 credit hours per semester. Annual costs are based on two semesters of enrollment.)

	Resident			Nonresident		
	Rate	Semester	Annual	Rate	Semester	Annual
<b>Tuition &amp; Required Fees:</b>						
Tuition per Credit Hour	\$128.25	\$1,923.75	\$3,847.50	\$381.00	\$5,715.00	\$11,430.00
Technology Fee per Credit Hour	\$6.00	\$90.00	\$180.00	\$6.00	\$90.00	\$180.00
Library Fee per Credit Hour	\$2.00	\$30.00	\$60.00	\$2.00	\$30.00	\$60.00
Registration Fee per Semester	\$20.00	\$20.00	\$40.00	\$20.00	\$20.00	\$40.00
University Program & Facilities Fees per Semester:	\$321.50	\$321.50	\$643.00	\$321.50	\$321.50	\$643.00
Course Fees (Estimated) per semester	\$50.00	\$50.00	\$50.00	\$50.00	\$50.00	\$50.00
<b>Subtotal</b>		<b>\$2,435.25</b>	<b>\$4,820.50</b>		<b>\$6,226.50</b>	<b>\$12,403.00</b>
<b>Housing -Room &amp; Board</b> (double room/19 meals per week)	\$2,602.00	\$2,602.00	\$5,204.00	\$2,602.00	\$2,602.00	\$5,204.00
<b>Estimated Totals</b>		<b>\$5,037.25</b>	<b>\$10,024.50</b>		<b>\$8,828.50</b>	<b>\$17,607.00</b>

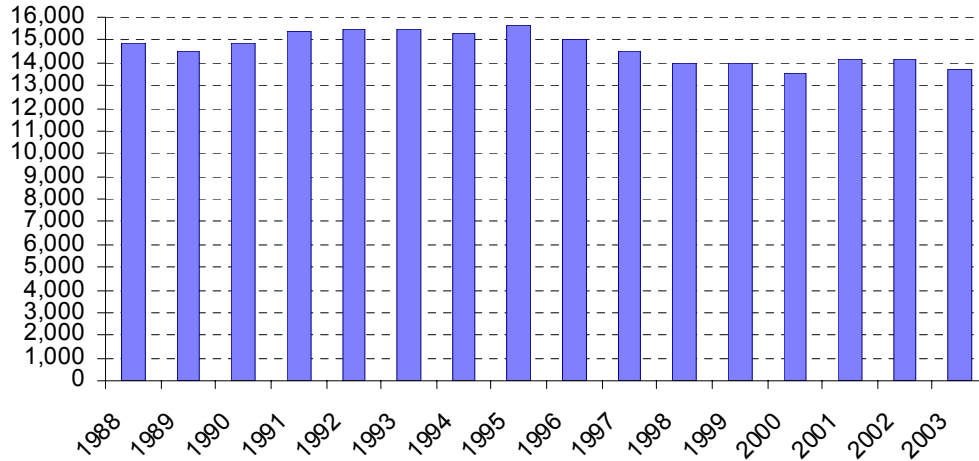
**GRADUATE** (Based upon an average enrollment of 9 credit hours per semester. Annual costs are based on two semesters of enrollment.)

	Resident			Nonresident		
	Rate	Semester	Annual	Rate	Semester	Annual
<b>Tuition &amp; Required Fees:</b>						
Tuition per Credit Hour	\$169.75	\$1,527.75	\$3,055.50	\$457.25	\$4,115.25	\$8,230.50
Technology Fee per Credit Hour	\$6.00	\$54.00	\$108.00	\$6.00	\$54.00	\$108.00
Library Fee per Credit Hour	\$2.00	\$18.00	\$36.00	\$2.00	\$18.00	\$36.00
Registration Fee per Semester	\$20.00	\$20.00	\$40.00	\$20.00	\$20.00	\$40.00
University Program & Facilities Fees per Semester:	\$321.50	\$321.50	\$643.00	\$321.50	\$321.50	\$643.00
Course Fees (Estimated) per semester	\$25.00	\$25.00	\$25.00	\$25.00	\$25.00	\$25.00
<b>Subtotal</b>		<b>\$1,966.25</b>	<b>\$3,907.50</b>		<b>\$4,553.75</b>	<b>\$9,082.50</b>
<b>Housing -Room &amp; Board</b> (double room/19 meals per week)	\$2,602.00	\$2,602.00	\$5,204.00	\$2,602.00	\$2,602.00	\$5,204.00
<b>Estimated Totals</b>		<b>\$4,568.25</b>	<b>\$9,111.50</b>		<b>\$7,155.75</b>	<b>\$14,286.50</b>

Departmental Fees not Included Estimate Above	in
Law Library per semester	\$800.00
Engineering Fee per credit hour	\$10.00
International Student Fee per semester	\$25.00
Architecture Fee per credit hour	\$18.00
Distance Education Fee per course	\$60.00
Graduate Assistant Insurance not Covered by Assistantship:	
First Semester	\$58.00
Second Semester	\$95.00



Summer Enrollment for All Sessions 1988 - 2003



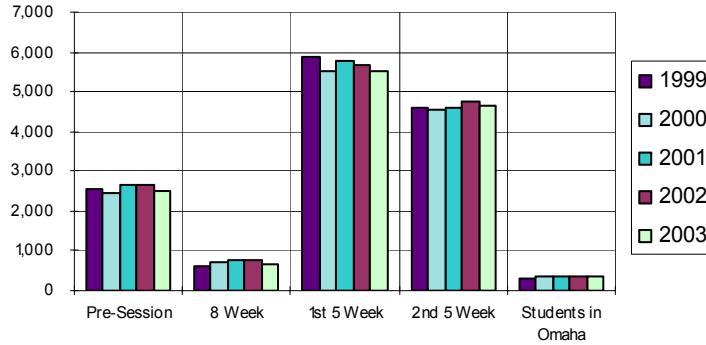
Summer Enrollment for All Sessions 1988 - 2003								
Student Level	1988	1989	1990	1991	1992	1993	1994	1995
Undergraduate	10,692	10,380	10,635	10,899	10,981	10,744	10,460	10,368
Arch (Prof)	0	0	0	0	0	0	0	0
Law (Prof)	213	198	191	242	245	238	249	241
Graduate	3,936	3,931	4,063	4,247	4,256	4,534	4,605	5,048
<b>TOTAL</b>	<b>14,841</b>	<b>14,509</b>	<b>14,889</b>	<b>15,388</b>	<b>15,482</b>	<b>15,516</b>	<b>15,314</b>	<b>15,657</b>
Student Level	1996	1997	1998	1999	2000	2001	2002	2003
Undergraduate	9,936	10,039	9,803	9,658	9,274	9,478	9,399	9,095
Arch (Prof)	0	0	32	36	24	44	43	37
Law (Prof)	193	224	236	225	199	221	171	169
Graduate	4,875	4,278	3,931	4,021	4,083	4,419	4,578	4,371
<b>TOTAL</b>	<b>15,004</b>	<b>14,541</b>	<b>14,002</b>	<b>13,940</b>	<b>13,580</b>	<b>14,162</b>	<b>14,191</b>	<b>13,672</b>

Notes: "All Sessions" includes a Three-week Pre-session, an Eight-week Session, a First Five-week Session and a Second Five-week Session. Also included is the number of students enrolled in classes delivered in Omaha (for all sessions) but administered from Lincoln. These are combined for a "Total Summer Enrollment" with no accounting for duplication in headcount. (Students enrolled in more than one session are counted more than once.) Nebraska College of Technical Agriculture data are not included on this page.

Last Updated: August 15, 2003



**Summer Enrollment by Session for 1999 - 2003**

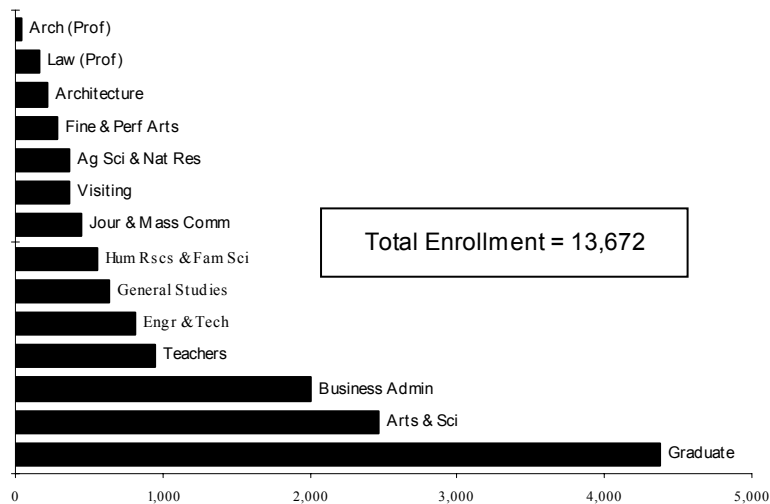


<b>Summer Enrollment, 1999 - 2003</b>					
	1999	2000	2001	2002	2003
Pre-Session	2,562	2,473	2,649	2,654	2,495
8 Week	619	694	784	789	670
1st 5 Week	5,857	5,511	5,770	5,665	5,513
2nd 5 Week	4,582	4,537	4,601	4,728	4,647
Students in Omaha	320	365	358	355	347
<b>Total</b>	<b>13,940</b>	<b>13,580</b>	<b>14,162</b>	<b>14,191</b>	<b>13,672</b>

Note: Nebraska College of Technical Agriculture data are not included on this page.  
The number of student s for each summer session term is combined for a "Total Summer Enrollment" with no accounting for duplication in headcount.

*Last Updated: August 15, 2003*

**Summer Enrollment by College for All Sessions, 2003**



<b>Summer Enrollment by College for *All Sessions, 2003</b>			
<b>College</b>	<b>Number of Students</b>	<b>College</b>	<b>Number of Students</b>
Ag Sci & Natural Resources	362	General Studies	632
Architecture	217	Graduate	4,371
Architecture (Prof)	37	Human Rscs & Family Sci	550
Arts & Sciences	2,466	Journalism & Mass Comm	451
Business Administration	2,004	Law (Prof)	169
Engineering & Tech	816	Teachers College	953
Fine & Performing Arts	281	Visiting	363
		<b>Total</b>	<b>13,672</b>

Notes: "All Sessions" includes a Three-week Pre-session, an Eight-week Session, a First Five-week Session and a Second Five-week Session. Also included is the number of students enrolled in classes delivered in Omaha (for all sessions) but administered from Lincoln. These are combined for a "Total Summer Enrollment" with no accounting for duplication in headcount. (Students enrolled in more than one session are counted more than once.) Nebraska College of Technical Agriculture data are not included on this page.  
*Last Updated: August 15, 2003*



Minority Enrollment by College Fall 2003													
College	Black	Native American	Asian	Hispanic	Minority Total	White & Unknown	College Total						
Agricultural Sci & Natural Resources	13	3	0	9	2	8	0	33	4	1,233	24	1,266	28
Architecture	4	0	5	0	10	1	8	0	27	503	5	530	6
Arts & Sciences	112	1	28	0	169	19	103	0	412	3,932	132	4,344	152
Business Administration	52	3	6	0	80	12	55	1	193	2,730	118	2,923	134
Education & Human Sciences	60	0	20	0	49	3	55	0	184	2,395	13	2,579	16
Engineering & Technology	45	1	3	0	84	4	39	0	171	2,246	51	2,417	56
Hixon-Lied Fine & Performing Arts	11	0	1	0	11	1	14	0	37	628	10	665	11
Journalism & Mass Communications	20	0	3	0	23	4	25	1	71	806	12	877	17
Professional (Law & Architecture)	12	0	2	0	16	4	15	0	45	444	3	489	7
Graduate	110	7	22	0	709	612	163	57	1,004	3,215	235	4,219	911
Other	74	0	12	0	58	4	55	1	199	2,051	43	2,250	48
<b>Total</b>	<b>513</b>	<b>105</b>	<b>1,218</b>	<b>540</b>	<b>2,376</b>	<b>20,183</b>	<b>22,559</b>						
US Residents	499	105	552	480	1,636	19,537	21,173						
Non-Resident Alien Students	14	0	666	60	740	646	1,386						

NOTE: "Other" includes Public Affairs, General Studies, Intercampus and Visitors. Nebraska College of Technical Agriculture data are not included on this page. Red Italics indicate number of students in the category who are non-resident aliens.

The University of Nebraska-Lincoln does not discriminate based on gender, age, disability, race, color, religion, marital status, veteran's status, national or ethnic origin, or sexual orientation.

Last Updated: December 9, 2004



Minority Enrollment by College Spring 2004														
College	Black		Native American		Asian		Hispanic		Minority Total		White & Unknown		College Total	
Agricultural Sci & Natural Resources	11	2	2	0	12	4	8	0	33	6	1,134	20	1,167	26
Architecture	4	0	6	0	12	1	7	0	29	1	471	5	500	6
Arts & Sciences	102	0	26	0	169	19	95	2	392	21	3,597	124	3,989	145
Business Administration	48	1	8	0	73	13	54	1	183	15	2,535	124	2,718	139
Education & Human Sciences	50	0	12	0	36	2	55	1	153	3	2,219	9	2,372	12
Engineering & Technology	42	0	3	0	72	2	34	0	151	2	2,024	44	2,175	46
Hixon-Lied Fine & Performing Arts	9	0	0	0	14	2	14	0	37	2	598	10	635	12
Journalism & Mass Communications	16	0	3	0	14	3	23	1	56	4	749	14	805	18
Law	10	0	2	0	13	3	14	0	39	3	371	0	410	3
Architecture (Professional)	2	0	0	0	2	1	1	0	5	1	63	2	68	3
Graduate	99	15	21	0	667	587	149	58	936	660	3,139	234	4,075	894
Other	73	0	10	0	57	6	68	0	208	6	1,736	34	1,944	40
<b>Total</b>	<b>466</b>	<b>18</b>	<b>93</b>	<b>0</b>	<b>1,141</b>	<b>643</b>	<b>522</b>	<b>63</b>	<b>2,222</b>	<b>724</b>	<b>18,636</b>	<b>620</b>	<b>20,858</b>	<b>1,344</b>
<b>US Residents</b>	<b>448</b>		<b>93</b>		<b>498</b>		<b>459</b>		<b>1,498</b>		<b>18,016</b>		<b>19,514</b>	
<b>Non-Resident alien students</b>	<b>18</b>		<b>0</b>		<b>643</b>		<b>63</b>		<b>724</b>		<b>620</b>		<b>1,344</b>	

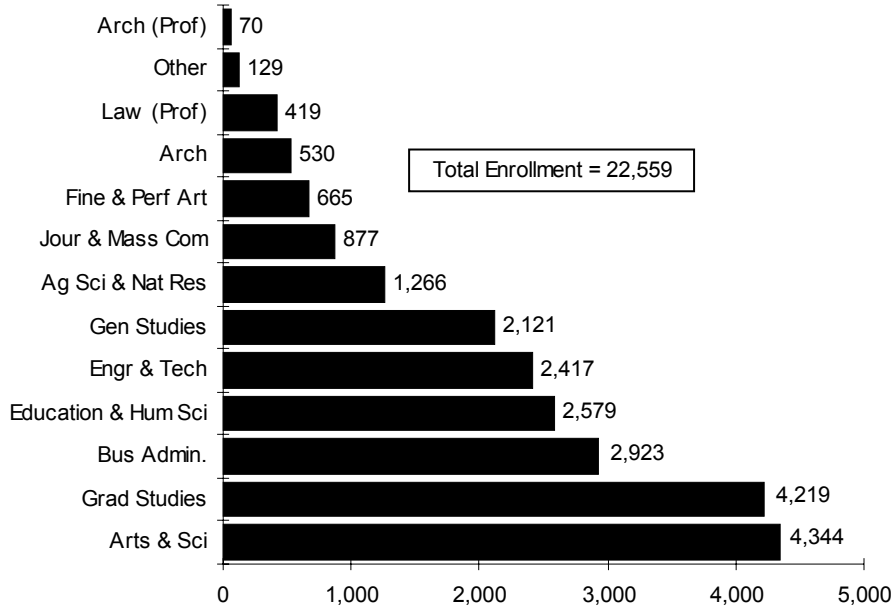
NOTE: "Other" includes Public Affairs, General Studies, Intercampus and Visitors. Nebraska College of Technical Agriculture data are not included on this page. Red Italics indicate number of students in the category who are non-resident aliens.

The University of Nebraska-Lincoln does not discriminate based on gender, age, disability, race, color, religion, marital status, veteran's status, national or ethnic origin, or sexual orientation.

Last Updated: December 9, 2004



**Enrollment by College - Fall 2003**

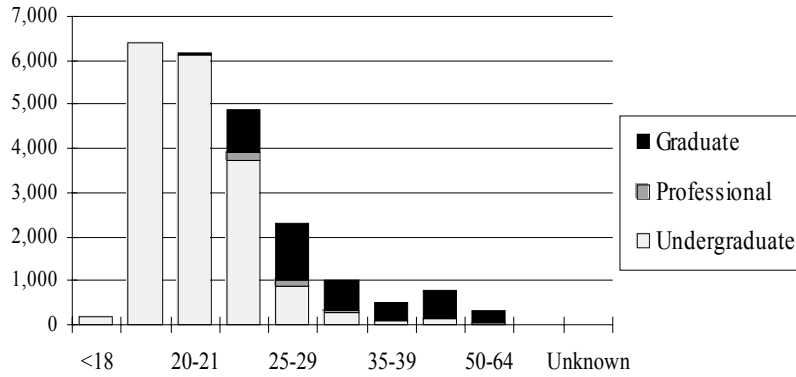


<b>Enrollment by College, Fall 2003</b>			
College	Number of Students	College	Number of Students
Ag Sci & Natural Resources	1,266	Fine & Performing Arts	665
Architecture	530	General Studies	2,121
Architecture (Professional)	70	Graduate Studies	4,219
Arts & Sciences	4,344	Journalism & Mass Comm	877
Business Administration	2,923	Law (Professional)	419
Education & Human Sci	2,579	Other	129
Engineering & Tech	2,417	<b>Total</b>	<b>22,559</b>

Note: Nebraska college of Technical Agriculture data are not included on this page. (See Factbook Glossary for definition of Administrative Site.)

Last Updated: September 22, 2003

**Enrollment by Age University of Nebraska - Lincoln Fall Semester 2003**



Enrollment by Age Fall Semester 2003					
Age	Undergraduate	Professional	Graduate	Total	Percent
<18	183	0	0	183	0.8%
18-19	6,384	0	0	6,384	28.3%
20-21	6,139	7	35	6,181	27.4%
22-24	3,719	216	929	4,864	21.6%
25-29	860	147	1,284	2,291	10.2%
30-34	275	36	716	1,027	4.6%
35-39	107	6	397	510	2.3%
40-49	144	7	617	768	3.4%
50-64	39	0	297	336	1.5%
65+	0	0	8	8	0.0%
Unknown	1	0	6	7	0.0%
<b>Total</b>	<b>17,851</b>	<b>419</b>	<b>4,289</b>	<b>22,559</b>	<b>100.0%</b>
Average Age	20.99	25.58	32.32		
Ave Age of Full-Time Students	20.46	25.48	28.28		

Note: Administrative site enrollments are displayed. Nebraska College of Technical Agriculture data are not included on this page. First-professional Architecture students are included in Graduate.

Last Updated: September 22, 2003



**Administrative Site Headcount Enrollment by College & Student Level  
Fall Semester 2003**

<b>Undergraduate Headcount Enrollment</b>								
	1st Time Fresh	All Freshmen	Soph	Jr	Sr	2nd Degree	Unclass	Total
Ag Sci & Nat Resources	191	254	231	316	457	6	2	1,266
Architecture	152	186	122	105	104	9	4	530
Arts & Sciences	901	1,100	815	1,137	1,260	32		4,344
Business Admin	467	590	500	790	1,025	18		2,923
Education & Human Sci	308	414	479	700	974	4	8	2,579
Engineering & Tech	482	633	461	534	749	12	28	2,417
Fine & Performing Art	107	144	129	181	206	5		665
General Studies (includes Public Affairs)	900	1,143	578	270	117	13	0	2,121
Journalism & Mass Communications	171	202	193	227	251	4		877
Other (Includes Intercampus & Visitors)	0	22	5	1	0	0	101	129
<b>Total</b>	<b>3,679</b>	<b>4,688</b>	<b>3,513</b>	<b>4,261</b>	<b>5,143</b>	<b>103</b>	<b>143</b>	<b>17,851</b>

\* "First-Time Freshmen" is subset of "Freshmen"

<b>Graduate and Professional Headcount Enrollment</b>					
	1st Time Grad	1st Time Prof	Other Grad	Other Prof	Total
Graduate	608		3,611		4,219
Professional - Law		140		279	419
Professional - Architecture		23		47	70
<b>Total Graduate &amp; Professional</b>	<b>608</b>	<b>163</b>	<b>3,611</b>	<b>326</b>	<b>4,708</b>

<b>Total Headcount Enrollment</b>		
	Fall 2002	Fall 2003
Undergraduate	18,118	17,851
Graduate	4,380	4,219
Professional	490	489
<b>Total</b>	<b>22,988</b>	<b>22,559</b>

Last Updated: April 15, 2005

**Administrative Site Headcount Enrollment by College & Student Level  
Spring Semester 2004**

<b>Undergraduate Headcount Enrollment</b>								
	1st Time Fresh	All Freshmen	Soph	Jr	Sr	2nd Degree	Unclass	Total
Ag Sci & Nat Resources	4	192	211	290	460	12	2	1,167
Architecture	2	146	103	110	130	8	3	500
Arts & Sciences	25	810	715	1,073	1,358	33	0	3,989
Business Admin	15	448	499	719	1,039	13	0	2,718
Education & Human Sci	2	331	417	657	959	4	4	2,372
Engineering & Tech	13	473	399	476	791	11	25	2,175
Fine & Performing Art	3	113	110	176	231	5	0	635
General Studies (includes Public Affairs)	16	861	531	279	116	8	0	1,795
Journalism & Mass Communications	0	165	161	243	232	4	0	805
Other (Includes Intercampus & Visitors)	0	25	3	3	0	4	114	149
<b>Total</b>	<b>80</b>	<b>3,564</b>	<b>3,149</b>	<b>4,026</b>	<b>5,316</b>	<b>102</b>	<b>148</b>	<b>16,305</b>

\* "First-Time Freshmen" is subset of "Freshmen"

<b>Graduate and Professional Headcount Enrollment</b>					
	1st Time Grad	1st Time Prof	Other Grad	Other Prof	Total
Graduate	213	0	3,862	0	4,075
Professional - Law	0	2	0	408	410
Professional - Architecture	0	0	0	68	68
<b>Total Graduate &amp; Professional</b>	<b>213</b>	<b>2</b>	<b>3,862</b>	<b>476</b>	<b>4,553</b>

<b>Total Headcount Enrollment</b>		
	Spring 2003	Spring 2004
Undergraduate	16,754	16,305
Graduate	4,222	4,075
Professional	473	478
<b>Total</b>	<b>21,449</b>	<b>20,858</b>

Last Updated: October 10, 2003

<b>Enrollment by College and Full/Part Time Status</b>										
	1999-00		2000-01		2001-02		2002-03		2003-04	
	Full	Part	Full	Part	Full	Part	Full	Part	Full	Part
Ag Sci & Nat Res	1,340	119	1,297	111	1,250	118	1,231	108	1,182	84
Architecture	473	51	477	49	503	55	524	49	547	53
Arts and Sciences	3,799	441	3,775	446	3,777	410	3,803	397	3,962	382
Business Admin	2,548	256	2,664	217	2,800	206	2,870	223	2,706	217
Continuing Studies	0	63	0	42	2	33	2	11		
Education & Human Sci*	2,121	229	2,172	208	2,300	224	2,405	226	2,366	213
Engineering & Tech	2,055	331	2,135	364	2,112	330	2,126	303	2,137	280
Fine & Perform Art	546	76	606	65	599	66	606	64	604	61
General Studies	1,979	304	1,960	306	1,899	224	1,893	215	1,940	175
Graduate Studies	1,874	2,019	1,898	1,971	2,061	2,248	2,130	2,250	2,114	2,105
Journ & Mass Com	888	80	911	62	909	58	880	66	817	60
Law	379	5	370	5	392	7	411	8	414	5
Other (Public Affairs, Intercampus, Visitors)	11	155	13	144	22	159	15	172	21	114
<b>Total</b>	<b>18,013</b>	<b>4,129</b>	<b>18,278</b>	<b>3,990</b>	<b>18,626</b>	<b>4,138</b>	<b>18,896</b>	<b>4,092</b>	<b>18,810</b>	<b>3,749</b>

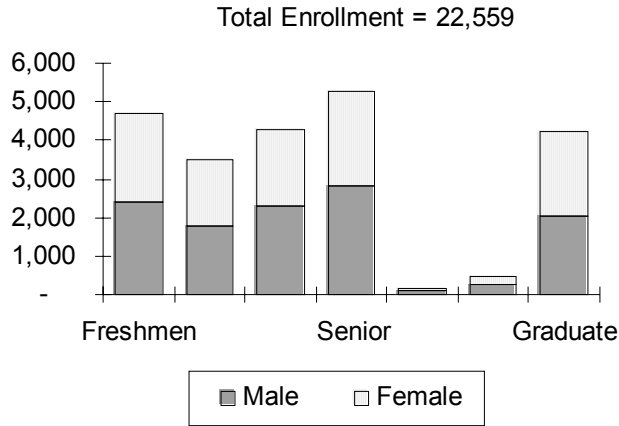
Definition of Full and Part-time Status: Undergraduate and law students enrolled for less than 12 credit hours are considered part-time students; when enrolled for 12 or more credit hours they are full-time students. Graduate students enrolled for less than 9 credit hours are part-time and when enrolled for 9 or more credit hours are considered full-time students.

Note: Administrative site enrollments are displayed. Nebraska College of Technical Agriculture data are not included on this page. (See Factbook Glossary for definition of Administrative Site.)

\*In Fall 2003 Human Resources & Sciences and Teachers College combined to form the new College of Education & Human Sciences.

Last Updated: September 22, 2003

**Headcount Enrollment by Class Standing & Gender Fall 2003**

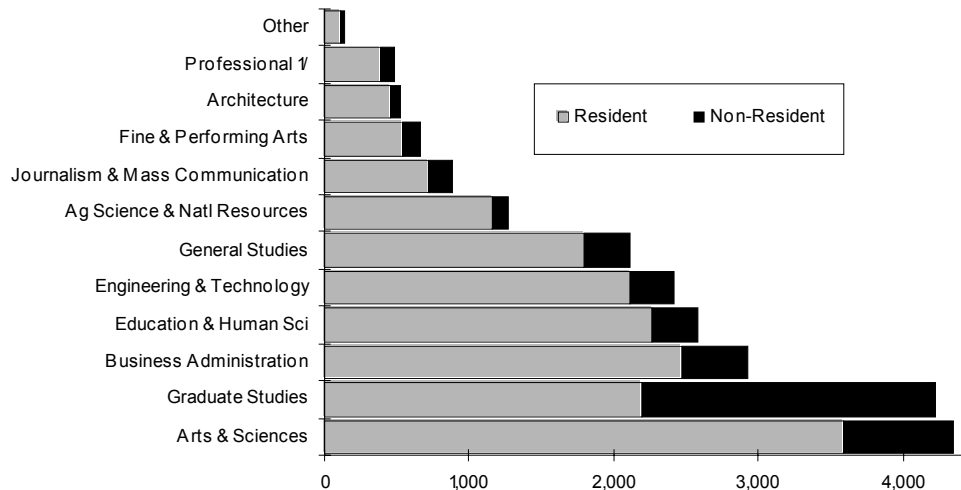


Headcount Enrollment by Class Standing & Gender Fall 2003					
	Male		Female		Total
	Number	Percent	Number	Percent	
Freshman	2,422	51.66	2,266	48.34	4,688
Sophomore	1,786	50.84	1,727	49.16	3,513
Junior	2,283	53.58	1,978	46.42	4,261
Senior	2,800	53.37	2,446	46.63	5,246
Unclassified	80	55.94	63	44.06	143
Law & Arch (Prof)	276	56.44	213	43.56	489
Graduate	2,011	47.67	2,208	52.33	4,219
<b>Total University</b>	<b>11,658</b>	<b>51.68</b>	<b>10,901</b>	<b>48.32</b>	<b>22,559</b>

NOTE: Class standing is determined by the number of student credit hours a student has accumulated (Freshmen: 0-26; Sophomore: 27-52; Junior: 53-88; Senior: 89 and over). Administrative site enrollments are displayed. Nebraska College of Technical Agriculture data are not included on this page.

*Last Updated: September 22, 2003*

**Resident & Non-Resident Student Profile by College - Fall 2003**



Resident & Non-Resident Student Profile by College				
College	Resident Students	Non-Resident Students	Total	Percent Non-Resident
Agricultural Sciences & Natural Resources	1,163	103	1,266	8.14%
Architecture	458	72	530	13.58%
Arts & Sciences	3,590	754	4,344	17.36%
Business Administration	2,476	447	2,923	15.29%
Education & Human Sciences	2,264	315	2,579	12.21%
Engineering & Technology	2,112	305	2,417	12.62%
Fine & Performing Arts	542	123	665	18.50%
General Studies	1,796	319	2,115	15.08%
Journalism & Mass Communication	716	161	877	18.36%
Other (Includes Visiting, Public Affairs, Intercampus)	114	21	135	15.56%
<b>Undergraduate Subtotal</b>	<b>15,231</b>	<b>2,620</b>	<b>17,851</b>	<b>14.68%</b>
Graduate Studies	2,190	2,029	4,219	48.09%
<b>Graduate Total</b>	<b>2,190</b>	<b>2,029</b>	<b>4,219</b>	<b>48.09%</b>
Law	323	96	419	22.91%
Professional Architecture	60	10	70	14.29%
<b>Professional Subtotal</b>	<b>383</b>	<b>106</b>	<b>489</b>	<b>21.68%</b>
<b>Grand Total</b>	<b>17,804</b>	<b>4,755</b>	<b>22,559</b>	<b>21.08%</b>

1/ Professional includes Law & Professional Architecture students.

Note: Nebraska College of Technical Agriculture data are not included on this page.

Residency is based on regulations developed for tuition purposes.

Last Updated: September 22, 2003

Origin of University of Nebraska-Lincoln Students by Nebraska County of Origin, Fall 2003							
Adams	153	Dixon	32	Keith	86	Saline	127
Antelope	70	Dodge	318	Keya Paha	6	Sarpy	842
Arthur	2	Douglas	3,026	Kimball	30	Saunders	226
Banner	1	Dundy	19	Knox	54	Scotts Bluff	185
Blaine	3	Fillmore	63	Lancaster	4,227	Seward	187
Boone	60	Franklin	15	Lincoln	215	Sheridan	40
Box Butte	61	Frontier	24	Logan	3	Sherman	30
Boyd	22	Furnas	35	Loup	0	Sioux	5
Brown	24	Gage	186	McPherson	25	Stanton	33
Buffalo	321	Garden	21	Madison	240	Thayer	60
Burt	71	Garfield	15	Merrick	62	Thomas	5
Butler	90	Gosper	14	Morrill	28	Thurston	41
Cass	185	Grant	10	Nance	43	Unspecified	1,699
Cedar	101	Greeley	34	Nemaha	64	Valley	46
Chase	27	Hall	444	Nuckolls	53	Washington	156
Cherry	39	Hamilton	117	Otoe	135	Wayne	67
Cheyenne	82	Harlan	11	Pawnee	28	Webster	28
Clay	75	Hayes	10	Perkins	33	Wheeler	7
Colfax	179	Hitchcock	21	Phelps	96	York	167
Cuming	111	Holt	85	Pierce	74	<b>NE Total</b>	<b>16,757</b>
Custer	79	Hooker	9	Platte	308	<b>Other U.S.</b>	<b>4,132</b>
Dakota	123	Howard	54	Polk	53	<b>Foreign</b>	<b>1,670</b>
Dawes	35	Jefferson	63	Red Willow	68		
Dawson	151	Johnson	31	Richardson	71	<b>Total</b>	
Deuel	14	Kearney	56	Rock	12	<b>Enrollment</b>	<b>22,559</b>

Last Updated: September 26, 2003





Origin of University of Nebraska-Lincoln Students by US State of Origin and Level of Student, Fall 2003								
	Undergrad	Grad & Prof	Total		Undergrad	Grad & Prof	Total	
Alabama	6	10	16		Montana	11	11	22
Alaska	10	3	13		<b>Nebraska</b>	<b>14,479</b>	<b>2,278</b>	<b>16,757</b>
Arizona	32	21	53		Nevada	15	8	23
Arkansas	8	10	18		New Hampshire	5	4	9
California	127	65	192		New Jersey	16	12	28
Colorado	162	35	197		New Mexico	7	9	16
Connecticut	11	7	18		New York	24	30	54
Delaware	1	1	2		North Carolina	13	21	34
Dist. Of Columbia	1	1	2		North Dakota	53	16	69
Florida	28	24	52		Ohio	18	24	42
Georgia	18	12	30		Oklahoma	32	16	48
Guam & Puerto Rico Territories	1	2	3		Oregon	20	14	34
Hawaii	6	1	7		Pennsylvania	20	27	47
Idaho	16	4	20		Rhode Island	9	1	10
Illinois	148	39	187		South Carolina	2	2	4
Indiana	24	17	41		South Dakota	415	48	463
Iowa	346	93	439		Tennessee	9	16	25
Kansas	200	68	268		Texas	133	53	186
Kentucky	3	12	15		Unknown & Military	346	350	696
Louisiana	10	19	29		Utah	10	25	35
Maine	2	4	6		Vermont	1	0	1
Maryland	13	8	21		Virginia	39	20	59
Massachusetts	13	17	30		Washington	25	28	53
Michigan	25	29	54		West Virginia	1	2	3
Minnesota	99	42	141		Wisconsin	37	27	64
Mississippi	9	7	16		Wyoming	28	13	41
Missouri	141	55	196		<b>Total</b>	<b>17,228</b>	<b>3,661</b>	<b>20,889</b>

Note: Total Headcount Enrollment is 22, 559 including 1,670 foreign students. Administrative site enrollments are displayed. Nebraska College of Technical Agriculture data are not included on this page.

Last Updated: September 26, 2003

Origin of University of Nebraska-Lincoln Students by Country of Origin and Student Level, Fall 2003								
	Undergrad	Grad & Prof	Total			Undergrad	Grad & Prof	Total
Afghanistan	5	0	5		Latvia	1	0	1
Albania	0	6	6		Lebanon	1	0	1
Argentina	3	16	19		Lithuania	0	2	2
Armenia	0	1	1		Macedonia	0	1	1
Australia	3	1	4		Mali	1	0	1
Bahamas	2	1	3		Malaysia	88	15	103
Bahrain	4	2	6		Mexico	10	13	23
Bangladesh	2	2	4		Morocco	0	1	1
Bassas Da India	0	1	1		Mozambique	0	2	2
Belarus	0	1	1		Nepal	5	4	9
Belgium	0	1	1		Netherlands	0	1	1
Bosnia-Herzegovina	9	5	14		New Zealand	1	0	1
Botswana	1	2	3		Nicaragua	1	0	1
Brazil	11	16	27		Niger	0	1	1
Bulgaria	3	3	6		Nigeria	6	3	9
Burkina Faso	1	0	1		Pakistan	7	3	10
Burma (Myanmar)	0	3	3		Palestine	0	2	2
Cameroon	1	1	2		Panama	3	1	4
Canada	21	31	52		Paraguay	0	1	1
Chad	0	1	1		Peru	3	5	8
Chile	0	3	3		Philippines	0	5	5
China	19	244	263		Poland	3	1	4
Colombia	11	15	26		Portugal	0	1	1
Congo, Republic of	1	0	1		Reunion	1	0	1
Costa Rica	0	2	2		Romania	1	12	13
Croatia	1	2	3		Russia	5	21	26
Cuba	0	1	1		St Lucia	0	1	1
Cyprus	1	0	1		Saudi Arabia	11	6	17
Czech Republic	5	0	5		Singapore	4	2	6
Ecuador	1	1	2		South Africa	2	3	5
Egypt	0	5	5		South Korea	33	65	98
El Salvador	1	0	1		Spain	1	12	13

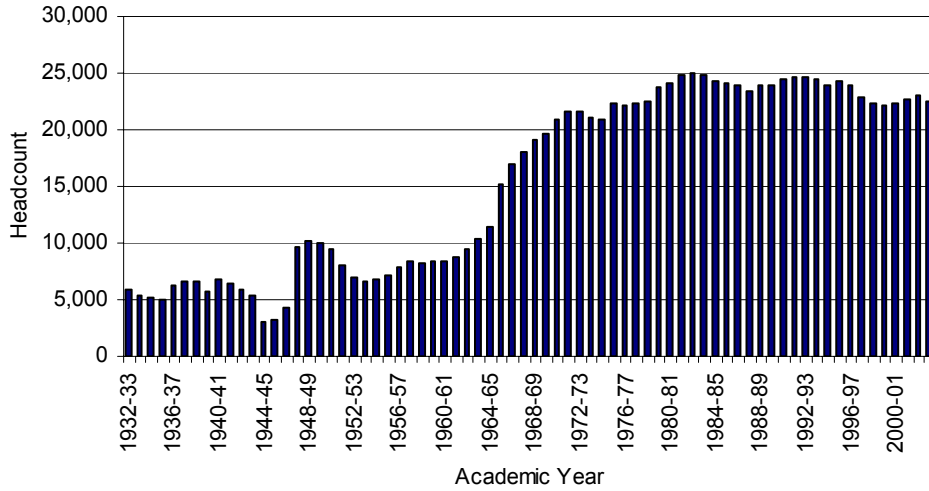
Last Updated: September 26, 2003

Institutional Research & Planning

Origin of University of Nebraska-Lincoln Students by Country of Origin and Student Level, Fall 2003 continued								
	Undergrad	Grad & Prof	Total			Undergrad	Grad & Prof	Total
Ethiopia	1	3	4		Sri Lanka	0	10	10
Finland	1	2	3		Sudan	0	1	1
France	0	8	8		Sweden	1	1	2
Gabon	1	0	1		Syrian Arab Republic	0	2	2
Gambia	0	1	1		Taiwan	6	21	27
Georgia, Republic of	0	1	1		Tajikistan	9	2	11
Germany	10	9	19		Tanzania	1	2	3
Ghana	2	3	5		Thailand	4	17	21
Greece	0	1	1		Togo	1	0	1
Guatemala	2	2	4		Trinidad & Tobago	1	1	2
Haiti	4	0	4		Tunisia	1	0	1
Hong Kong	4	1	5		Turkey	5	22	27
Hungary	2	1	3		Uganda	1	1	2
India	27	245	272		Ukraine	5	3	8
Indonesia	12	6	18		United Kingdom	7	5	12
Iran	2	6	8		United States	17,228	3,661	20,889
Iraq	1	0	1		Unspecified	70	66	136
Israel	2	2	4		Uruguay	0	3	3
Italy	0	3	3		Uzbekistan	1	1	2
Jamaica	2	1	3		Venezuela	2	7	9
Japan	94	15	109		Vietnam	27	5	32
Jordan	3	5	8		West Bank	1	0	1
Kenya	9	4	13		Yugoslavia	3	2	5
Kuwait	1	0	1		Zambia	0	3	3
Kyrgyzstan	0	2	2		Zimbabwe	3	0	3
					<b>Total</b>	<b>17,851</b>	<b>4,708</b>	<b>22,559</b>

Last Updated: September 26, 2003

**University of Nebraska - Lincoln  
Enrollment Fall Semester 1932-33 to 2003-04**



UNL Headcount Enrollment Fall Semester 1932-33 to 2003-04								
1932-33	1933-34	1934-35	1935-36	1936-37	1937-38	1938-39	1939-40	1940-41
5,413	5,093	5,075	6,230	6,552	6,595	5,752	6,779	6,491
1941-42	1942-43	1943-44	1944-45	1945-46	1946-47	1947-48	1948-49	1949-50
5,823	5,288	3,035	3,265	4,266	9,648	10,153	10,073	9,416
1950-51	1951-52	1952-53	1953-54	1954-55	1955-56	1956-57	1957-58	1958-59
8,033	6,952	6,684	6,771	7,197	7,899	8,425	8,134	8,356
1959-60	1960-61	1961-62	1962-63	1963-64	1964-65	1965-66	1966-67	1967-68
8,411	8,711	9,436	10,401	11,466	12,901	15,179	17,051	18,067
1968-69	1969-70	1970-71	1971-72	1972-73	1973-74	1974-75	1975-76	1976-77
19,150	19,618	20,810	21,541	21,581	21,160	20,892	22,380	22,179
1977-78	1978-79	1979-80	1980-81	1981-82	1982-83	1983-84	1984-85	1985-86
22,256	22,477	23,661	24,128	24,786	25,075	24,789	24,228	24,020
1986-87	1987-88	1988-89	1989-90	1990-91	1991-92	1992-93	1993-94	1994-95
23,899	23,469	23,985	23,926	24,453	24,620	24,573	24,491	23,854
1995-96	1996-97	1997-98	1998-99	1999-00	2000-01	2001-02	2002-03	2003-04
24,320	23,887	22,827	22,408	22,142	22,268	22,764	22,988	22,559

NOTE: Administrative site enrollments are shown from 1979-80 to present. Nebraska College of Technical Agriculture data are not included on this page. (See Factbook Glossary for definition of Administrative Site.)

Last Updated: September 22, 2003

<b>Faculty by Tenure Status &amp; College - Fall 2003</b>				
College / Unit	Tenured	Tenure Track	Special Appt	Total
Architecture	18	6	8	32
Arts & Sciences	259	50	139	448
Business Administration	47	11	27	85
Education & Human Sciences	78	30	103	211
Engineering & Technology	83	31	27	141
Fine & Performing Arts	48	17	38	103
Agriculture & Natural Resources	220	47	31	298
Journalism & Mass Communications	9	6	28	43
Law	21	3	2	26
Libraries	25	8	2	35
State Museum	3	0	2	5
Other: Extended Education & Outreach, Graduate Studies, International Affairs, Honors/Ne Scholar Institute, JD Edwards, NE Research Initiative, University Foundations	2	0	17	19
<b>Total</b>	<b>813</b>	<b>209</b>	<b>424</b>	<b>1446</b>

NOTE: Faculty includes both full-time and part-time faculty and chairpersons employed by the University of Nebraska-Lincoln as of the fall census date (does not include Nebraska College of Technical Agriculture faculty). "Other faculty," "Equivalent Rank faculty," and "Research / Clinical faculty" are excluded. Specific Term faculty are neither tenured nor on a tenure-track.

*Last Updated: December 23, 2003*



**Faculty by Rank & College - Fall 2003**

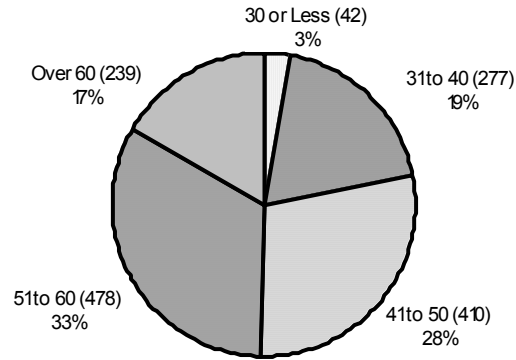
	<b>Professor</b>	<b>Associate Prof</b>	<b>Assistant Prof</b>	<b>Instructor</b>	<b>Sr Lecturer</b>	<b>Lecturer</b>	<b>Visiting Faculty</b>	<b>Total</b>
Agriculture & Natural Resources	167	66	42	3	4	10	6	298
Architecture	11	7	6	0	0	8	0	32
Arts & Sciences	171	104	47	0	12	108	6	448
Business Administration	26	21	11	1	2	22	2	85
Education & Human Sciences	53	34	29	0	12	82	1	211
Engineering & Technology	40	49	27	0	4	20	1	141
Fine & Performing Arts	20	30	16	0	8	28	1	103
Journalism & Mass Comm	3	7	5	0	1	27	0	43
Law	17	4	3	0	0	1	1	26
Libraries	8	17	8	0	1	1	0	35
State Museum	5	0	0	0	0	0	0	5
Other: includes Graduate Studies, Honors, JD Edwards, NE Research Initiative, University Foundation	2	0	0	0	0	15	2	19
<b>Total</b>	<b>523</b>	<b>339</b>	<b>194</b>	<b>4</b>	<b>44</b>	<b>322</b>	<b>20</b>	<b>1446</b>

NOTE: Faculty includes both full-time and part-time faculty and chairpersons employed by the University of Nebraska - Lincoln as of the fall census date (does not include Nebraska College of Technical Agriculture faculty). "Other faculty," "Equivalent Rank Faculty," and "Research / Clinical Faculty" are excluded. Specific Term faculty are neither tenured nor on a tenure-track.

The University of Nebraska - Lincoln does not discriminate based on gender, age, disability, race, color, religion, marital status, veteran's status, national or ethnic origin, or sexual orientation.

*Last Updated: December 23, 2003*

**Faculty by Age - Fall 2003**



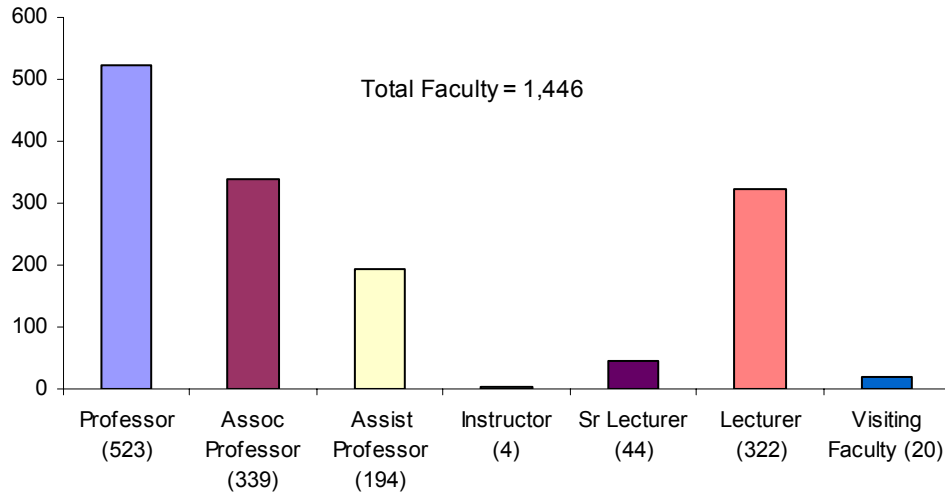
Faculty by Age - Fall 2003				
Age	Male	Female	Total	Percent
25 or Less	2	4	6	0%
26-30	19	17	36	2%
31-35	62	55	117	8%
36-40	99	61	160	11%
41-45	130	65	195	13%
46-50	148	67	215	15%
51-55	155	93	248	17%
56-60	161	69	230	16%
61-65	143	18	161	11%
66-70	45	6	51	4%
Over 70	24	3	27	2%
<b>Total</b>	<b>988</b>	<b>458</b>	<b>1,446</b>	<b>100%</b>

Note: Faculty includes both full-time and part-time faculty and chairpersons employed by the University of Nebraska - Lincoln as of the fall census date (does not include Nebraska College of Technical Agriculture faculty). "Other Faculty," "Equivalent Rank Faculty," and Research / Clinical Faculty" are excluded.

The University of Nebraska - Lincoln does not discriminate based on gender, age, disability, race, color, religion, marital status, veteran's status, national or ethnic origin, or sexual orientation.

*Last Updated: December 23, 2003*

**Faculty by Rank and Gender - Fall 2003**



<b>Faculty by Rank, Gender and Ethnic Composition</b>																	
	Professor		Associate Prof		Assist Prof		Instructor		Sr Lecturer		Lecturer		Visiting Faculty		Total		Percent
	M	F	M	F	M	F	M	F	M	F	M	F	M	F	M	F	
Asian or Pacific Islander	20	3	20	4	21	12	0	0	3	1	2	1	8	2	74	23	6.71%
Black - Non Hispanic	3	0	5	2	3	10	0	0	1	2	1	1	0	0	13	15	1.94%
Hispanic	4	2	14	0	9	5	0	0	0	0	5	7	0	0	32	14	3.18%
Native American / Alaskan	1	0	0	1	1	2	0	0	0	0	1	3	0	0	3	6	0.62%
<b>Subtotal</b>	<b>28</b>	<b>5</b>	<b>39</b>	<b>7</b>	<b>34</b>	<b>29</b>	<b>0</b>	<b>0</b>	<b>4</b>	<b>3</b>	<b>9</b>	<b>12</b>	<b>8</b>	<b>2</b>	<b>122</b>	<b>58</b>	<b>12.45%</b>
White - Non Hispanic & Unknown	414	76	203	90	72	59	4	0	19	18	146	155	8	2	866	400	87.55%
<b>Total</b>	<b>442</b>	<b>81</b>	<b>242</b>	<b>97</b>	<b>106</b>	<b>88</b>	<b>4</b>	<b>0</b>	<b>23</b>	<b>21</b>	<b>155</b>	<b>167</b>	<b>16</b>	<b>4</b>	<b>988</b>	<b>458</b>	<b>100%</b>

Note: Faculty includes both full-time and part-time faculty and chairpersons employed by the University of Nebraska - Lincoln as of the fall census date (does not include Nebraska College of Technical Agriculture faculty). "Other Faculty," "Equivalent Rank Faculty," and Research / Clinical Faculty" are excluded.

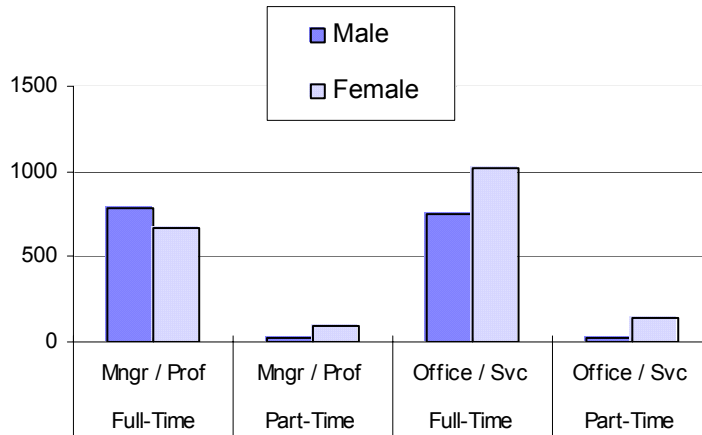
The University of Nebraska - Lincoln does not discriminate based on gender, age, disability, race, color, religion, marital status, veteran's status, national or ethnic origin, or sexual orientation.

Last Updated: December 23, 2003





**University of Nebraska - Lincoln Staff Profile  
By Gender, Full & Part-time Status - Fall 2003**



<b>UNL Staff Profile by Gender, Full &amp; Part Time Status and Ethnicity (Regular Employees Only*)</b>										
FALL 2003	Managerial / Professional				Office/Service				Total by Ethnicity	
	Full Time		Part Time		Full Time		Part Time			
	M	F	M	F	M	F	M	F	Count	Percentage
Asian or Pacific Islander	28	24	0	0	6	11	1	1	71	2.03%
Black - NonHispanic	24	11	1	3	13	24	1	2	79	2.25%
Hispanic	11	8	0	1	15	24	0	0	59	1.68%
Native Am or Alaskan	5	6	0	1	6	6	0	1	25	0.71%
<b>Sub-total</b>	<b>68</b>	<b>49</b>	<b>1</b>	<b>5</b>	<b>40</b>	<b>65</b>	<b>2</b>	<b>4</b>	<b>234</b>	<b>6.67%</b>
White - NonHispanic	715	621	20	84	709	957	27	139	3,272	93.33%
<b>Total</b>	<b>783</b>	<b>670</b>	<b>21</b>	<b>89</b>	<b>749</b>	<b>1,022</b>	<b>29</b>	<b>143</b>	<b>3,506</b>	<b>100.00%</b>

\* Regular Employees are employed for more than six months and receive benefits.  
Does not include student workers, graduate assistants, on-call or ancillary employees.  
Last Updated: December 23, 2004

Operating Budgets

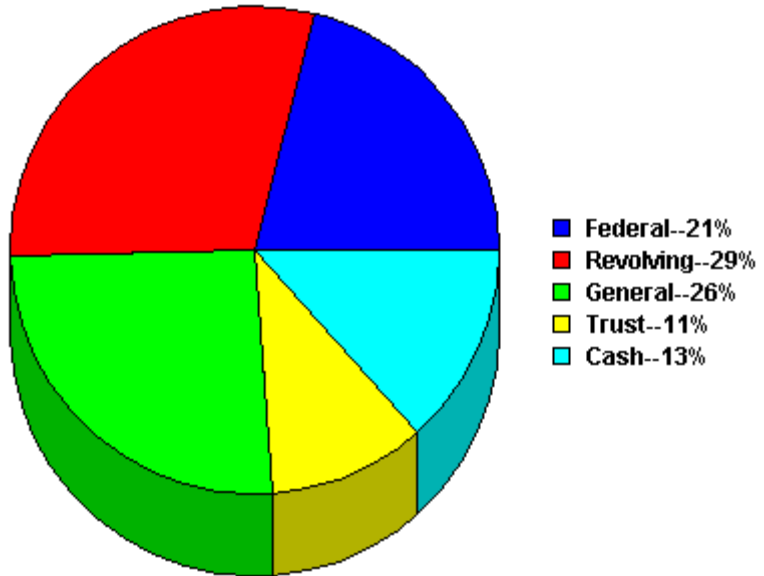
**2003-2004 University of Nebraska - Lincoln**

Estimated Revenue by Fund Source

Federal Funds	152,851,594
Revolving Funds	212,871,599
General Funds	186,444,685
Trust Funds	76,200,000
Cash Funds	96,899,709

---

**Total Estimated Funding** **\$725,267,587**



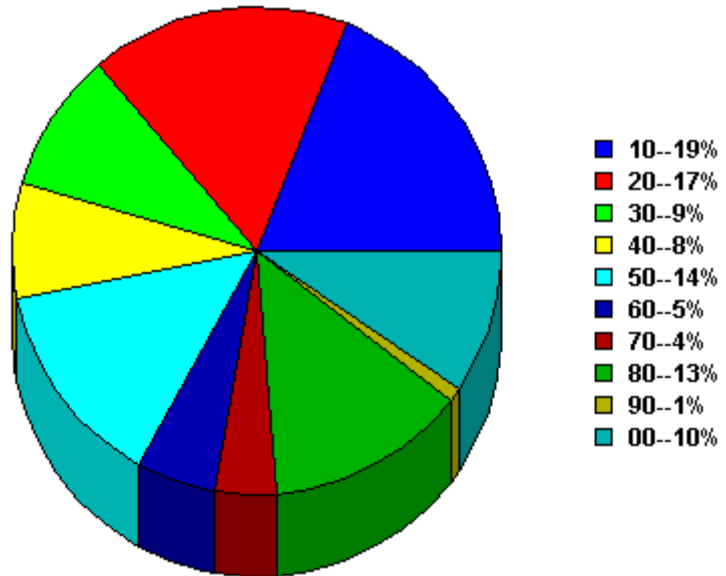
**2003-2004 University of Nebraska - Lincoln**

Budgeted Expenditures by Spending Category

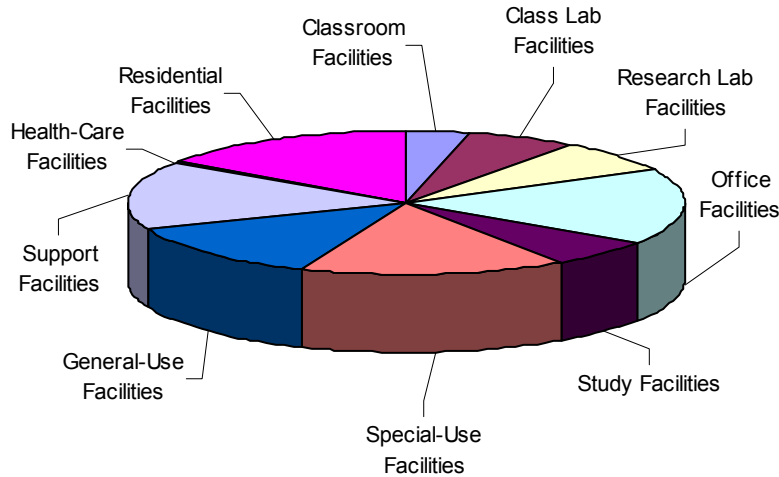
10-Instruction	138,017,859
20-Research	124,771,126
30-Public Service	66,880,841
40-Academic Support	55,601,216
50-Student Services	100,508,270
60-Institutional Administration	37,909,336
70-Physical Plant Operations	29,429,181
80-Student Financial Support	96,238,951
90-Independent Operations	6,574,043
00-Other Non-Expenditures	69,336,764

---

**Total Budgeted Expenditures** **\$725,267,587**



**UNL Room Use Summary - June 30, 2004**



Net Assignable Area for UNL City & East Campuses (Greater Nebraska Buildings are not included.)		
Room Use Category	City & East Campus Net Area (NASF)*	City & East Campus Net Area Percentage
Classroom Facilities **	211,731	3.5%
Class Laboratory Facilities **	388,300	6.4%
Research Lab Facilities	460,114	7.6%
Office Facilities	1,007,595	16.7%
Study Facilities	383,034	6.4%
Special-Use Facilities	934,507	15.5%
General-Use Facilities	759,247	12.6%
Support Facilities	934,323	15.5%
Health-Care Facilities	28,362	0.5%
Residential Facilities	916,182	15.2%
<b>Total</b>	<b>6,023,395</b>	<b>100.0%</b>

\* NASF = Net Assignable Square Feet

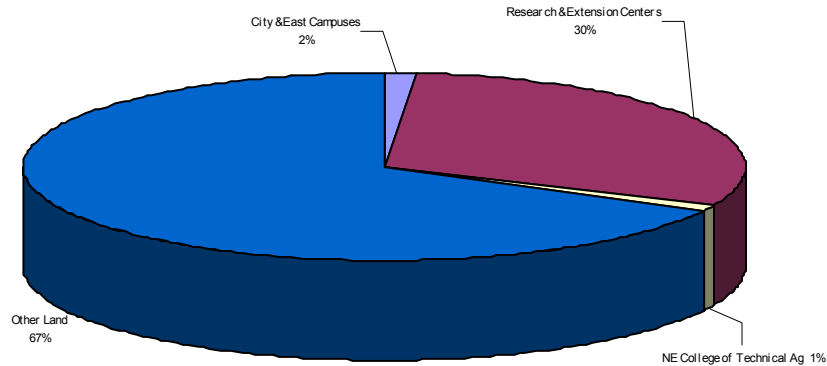
\*\* Includes teaching support space

NOTE: Campus space that UNL does not own or use, such as the College of Dentistry, the Wick Alumni Center, the NETC Building, space provided UNO's Criminal Justice program, space provided UNMC's Nursing Program and buildings or space occupied solely by the USDA is not included in this summary

Source: UNL Space Inventory / June 2004 Snapshot

Last Updated: September 10, 2004

**UNL Land Inventory - June 30, 2004**



<b>UNL Land Inventory 1/</b>		
<b>Campus</b>	<b>Location</b>	<b>Acres</b>
City Campus	Lincoln	275.08
East Campus	Lincoln	337.51
<b>City &amp; East Campuses Total</b>		<b>612.59</b>
Off-Campus in Lincoln		9.49
Land owned by others (not Regents)		1.00
<b>Lincoln Total</b>		<b>623.08</b>
<b>Research &amp; Extension Centers</b>		
Ag Research & Dev Center	Mead	9,500.00
NE Research & Extension Ctr	Concord	479.00
Panhandle Research & Ext Ctr	Scottsbluff	187.62
South Central Research & Ext Ctr	Clay Center	639.50
West Central Research & Ext Ctr	North Platte	2,023.49
		<b>12,829.61</b>
Other Land 2/	State-wide	28,637.18
Nebraska College of Technical Ag 3/	Curtis	472.50
<b>UNL Total</b>		<b>42,562.37</b>

1/ Includes land owned, leased & rented by UNL

2/ Includes farms, ranches, prairies and other research sites such as Cedar Point, High Plains Ag Lab, and Gudmunsen Sandhills Lab throughout the state.

3/ By the decree of the Board of Regents, NCTA is administered by the Vice President for Agriculture and Natural Resources.

Source: UNL Space Inventory / June 2004 Snapshot

Last Updated: September 10, 2004

### **University of Nebraska Award for Outstanding Research and Creative Activity**

The University of Nebraska Award for Outstanding Research and Creative Activity was established by the President in consultation with the Board of Regents in March, 1978. The program of awards was recommended by the Executive Graduate Council of the Graduate College to recognize research and creative activity of national/international significance conducted at the University of Nebraska. Each award carries a \$3,500 honorarium. Recipients (1 or 2 yearly) are selected by an eight-member awards committee appointed by the Dean of the Graduate College from among the six major academic divisions of the Graduate College. These awards are the highest accolade the University can bestow in recognition of a faculty member's scholarship, research and artistic achievements.

<b>Year</b>	<b>Recipient</b>	<b>Department</b>
2004	Alan Kamil	Biological Sciences
2004	Susan Rosowski	English
2003	Stephen Ragsdale	Biochemistry
2003	John Turner	Classics & Religious Studies
2002	Hilda Raz	English
2001	Gary E Moulton	History
2001	Brett C Ratcliffe	State Museum
2000	Pill-Soon Song	Chemistry
2000	Ross A Thompson	Psychology

### **University of Nebraska Award for Outstanding Teaching and Instructional Creativity**

The University of Nebraska Outstanding Teaching and Instructional Creativity Award was established by the President in consultation with the Board of Regents. The process for making the awards was developed by an ad hoc university-wide committee with representatives from UNK, UNL, UNMC and UNL. Each award carries a \$3,500 honorarium. The purpose of the award is to recognize and honor faculty who have developed meritorious and sustained records of excellence in teaching and creativity related to teaching. Recipients are selected by a five-member awards committee appointed by the Provost.

<b>Year</b>	<b>Recipient</b>	<b>Department</b>
2004	Joy Ritchie	English & Women's Studies
2003	Jim Lewis	Mathematics & Statistics
2002	Peter Maslowski	History
2001	Daniel J Bernstein	Psychology
2000	Barbara DiBernard	English & Women's Studies
2000	Helen A Moore	Sociology & Women's Studies
1999	Stephen M Buhler	English
1999	Paul B Kelter	Chemistry

### **University-Wide Departmental Teaching Award - University of Nebraska - Lincoln Recipients**

One University-wide Departmental Teaching Award is presented in honor and recognition of a department / unit within the University of Nebraska that has made a unique and significant contribution to the teaching efforts of the University and which has outstanding esprit de corps in its dedication to the education of students at the undergraduate, graduate, or professional levels.

<b>Year</b>	<b>Recipient</b>
2002	Biological Systems Engineering Department
2000	Textiles, Clothing & Design Department

For more information on University Wide Awards visit the Central Administration website at:  
<http://www.uneb.edu/Awards/Index.html>

### **Annis Chaikin Sorensen Award Distinguished Teaching Award in the Arts and Humanities**

<b>Year</b>	<b>Recipient</b>	<b>Department</b>
2004	Kenneth J Winkle	History
2003	Venetria Patton	English
2002	Donna D Harler-Smith	School of Music
2001	Christin J Mamiya	Art & Art History
2000	Rashmi D Bhatnagar	English
1999	John R Bailey	School of Music

### **Student Foundation/Builders Award for Outstanding Advising**

The Student Foundation/Builders Award for Outstanding Academic Advising, established in 1987, acknowledges faculty members who have demonstrated outstanding advising ability and who, by their service to UNL, have made a considerable contribution to the educational enrichment of the students of UNL. This award is funded by the UNL Student Foundation and the All University Fund.

<b>Year</b>	<b>Recipient</b>	<b>Department</b>
2004	Aleidine J Moeller	Teaching, Learning & Teacher Education
2003	John Ballard	Industrial & Management Systems Engineering
2002	Jennifer E Nelson	General Studies
2001	Stephen C Mason	Agronomy & Horticulture
2001	Daniel T Walters	Agronomy & Horticulture
2000	Pauline D Zeece	Family & Consumer Sciences
1999	Gordon S Woodward	Mathematics & Statistics

### Doc Elliott Award

The Doc Elliott Award is presented annually since 1986 by the UNL Alumni Association to a retired faculty member "who has gone beyond traditional expectations and whose caring has made a difference in the lives of students and alumni."

<b>Year</b>	<b>Recipient</b>	<b>Department</b>
2004	R Neale Copple	Journalism & Mass Communications
2003	Ted Doane	Animal Science
2002	Earl F Jenkins	School of Music
2001	Charles H Adams	Animal Science
2000	Wilma Crumley	Journalism & Mass Communications
1999	John E Kirshman	Economics

### Distinguished Educational Service Award

The purpose of this award is to recognize outstanding performance by a member of the faculty performing distinguished and continuing educational service other than resident instruction (i.e., extended education, extension, and other educational service).

<b>Year</b>	<b>Recipient</b>	<b>Department</b>
2004	James K Randall	Communication Information Technology
2002	Allen Blezek	Ag Leadership Education & Communication
2001	Arnold J Bateman	Learning Center, Division of Continuing Studies
2000	Susan N Williams	Cooperative Extension
1999	Carol E Thayer	Cooperative Extension

### Chancellor's Award for Exemplary Service to Students

The Chancellor's Award for Exemplary Service to Students, established in 1986, acknowledges extraordinary and sustained performance by individuals who go beyond their assigned responsibilities in serving UNL's students. All UNL employees are eligible for nomination and nominations may be made by a UNL student, faculty member, staff member or administrator.

<b>Year</b>	<b>Recipient</b>	<b>Department</b>
2004	Dennis Leblanc	Associate Athletic Director for Academics
2002	James V Griesen	VC for Student Affairs
2001	Mark R Powell	Intramural Sports, Campus Recreation
2000	Patrick McBride	New Student Enrollment & Admissions
1999	Jay B Fitzgerald	Horticulture

### George Howard-Louise Pound Distinguished Career Award

Recognizes exceptional contributions through teaching, research, public service and administration.

<b>Year</b>	<b>Recipient</b>	<b>Department</b>
2004	James A McShane	English & Director, University Foundations Program
2003	Roger Mandigo	Animal Science
2002	John W Goebel	School of Accountancy
2001	William E Splinter	Biological Systems Engineering
2000	Irvin T Omtvedt	Vice Chancellor, IANR
1999	Paul A Olson	English

### **James A Lake Academic Freedom Award**

The James A Lake Sr Academic Freedom Award was established in 1980 to pay tribute to those who have made exceptional contributions through their act(s) defending, supporting, and explaining the application and practice of the principles of academic freedom. "For Helping preserve the most basic freedom of all, the freedom to seek and communicate the truth."

<b>Year</b>	<b>Recipient</b>	<b>Department</b>
2004	Ann Mari May	Economics
2002	George Wolf	English
2001	Robert Haller	English
2000	Leo Sartori	Physics & Astronomy
1999	Wallace C Peterson	Economics

### **Harold & Esther Edgerton Junior Faculty Award**

A two-year award presented each year to honor an outstanding Junior Faculty member who has demonstrated creative research, extraordinary teaching abilities, and academic promise.

<b>Year</b>	<b>Recipient</b>	<b>Department</b>
2004	Leen-Kiat Soh	Computer Science & Engineering
2003	Walter Rucker	History & Ethnic Studies
2002	Sebastian G Elbaum	Computer Science & Engineering
2001	Chris Gallagher	English
2001	Stephen Scott	Computer Science & Engineering

### **Donald R and Mary Lee Swanson Award for Teaching Excellence**

An award honoring teaching excellence in Teachers College.

2004	Timothy P Carr	Nutrition & Health Sciences
2003	Christine Marvin	Special Education & Communication Disorders
2002	Joan L Erickson	Special Education & Communication Disorders
2001	Ruth M Heaton	Curriculum & Instruction
2000	Ali J Moeller	Curriculum & Instruction
1999	David E Wilson	Curriculum & Instruction





**Distinguished Teaching Awards  
Institute of Agriculture & Natural Resources**

<b>Year</b>	<b>Recipient</b>	<b>Department</b>
2004	Daniel T Walters	Agronomy & Horticulture
2003	Dean Eisenhauer	Biological Systems Engineering
2002	Steven J Jones	Animal Science
2001	Bruce B Johnson	Agricultural Economics
2000	Susan Fritz	Ag Leadership, Ed & Communication
1999	Donald J Lee	Agronomy

**Distinguished Teaching Awards  
College of Architecture**

<b>Year</b>	<b>Recipient</b>	<b>Department</b>
2003	Carl Matthews	Architecture
2000	Keith Sawyers	Architecture

**Distinguished Teaching Awards  
College of Arts & Sciences**

<b>Year</b>	<b>Recipient</b>	<b>Department</b>
2004	Gwendolyn C Bachman	Biological Sciences
2004	Radha Balasubramanian	Modern Languages & Literatures
2004	Allan P Donsig	Mathematics
2004	Gwendolyn A Foster	English
2004	Susan M Hermiller	Mathematics
2004	Kenneth J Winkle	History
2003	Julia McQuillan	Sociology
2003	John Osterman	Biological Sciences
2003	Venetria Patton	English
2003	Mohammad Rammaha	Mathematics & Statistics
2003	Mark Walker	Mathematics & Statistics
2003	Laura White	English
2002	Chris Gallagher	English
2002	William Glider	Biological Sciences
2002	Carole Levin	History
2002	Malea Powell	English
2002	George Veomett	Biological Sciences
2002	Gordon Woodward	Mathematics & Statistics
2001	Sidnie White-Crawford	Classics & Religious Studies
2001	C William McLaughlin	Chemistry
2001	Deborah Minter	English
2001	Stephen D Scott	Computer Science & Engineering
2001	Nicholas Spencer	English
2001	Alan E Steinweis	History
2000	Rashmi D Bhatnagar	English

2000	Vanessa Barrett Gorman	History
2000	Brian Horowitz	Modern Languages & Literatures
2000	Anthony Joern	Biological Sciences
2000	Judy L Walker	Mathematics & Statistics
1999	Amy N Burnett	History
1999	Amy M Goodburn	English
1999	Lawrence G Harshman	Biological Sciences
1999	Paul B Kelter	Chemistry
1999	Daniel S Nettleton	Mathematics & Statistics
1999	David A Woodman	Biological Sciences

### **Distinguished Teaching Awards College of Business Administration**

<b>Year</b>	<b>Recipient</b>	<b>Department</b>
2004	Angela M Woodland	Accountancy
2003	Ronald Hampton	Marketing
2002	Kathleen A Farrell	Finance
2001	Keng Siau	Management
2000	Marc J Schniederjans	Management
1999	Terrence C Sebor	Management

### **Distinguished Teaching Awards College of Education & Human Sciences**

<b>Year</b>	<b>Recipient</b>	<b>Department</b>
2004	Jody C Isernhagen	Educational Administration
2004	Christine A Marvin	Special Education & Communication Disorders

In Fall 2003 Human Resources & Family Sciences and Teachers Colleges merged to form the new College of Education & Human Sciences.

### **Distinguished Teaching Awards College of Engineering & Technology**

<b>Year</b>	<b>Recipient</b>	<b>Department</b>
2004	David D Jones	Biological Systems Engineering
2004	Gary L Krause	Civil Engineering
2003	Kevin Houser	Architectural Engineering
2003	Barry Rosson	Civil Engineering
2002	Gary L Krause	Civil Engineering
2002	Dennis Schulte	Biological Systems Engineering
2001	Steve Goddard	Computer Science & Engineering
2000	A John Boye	Electrical Engineering
2000	Mostafa M Khattab	Construction Management



**Distinguished Teaching Awards  
College of Fine and Performing Arts**

<b>Year</b>	<b>Recipient</b>	<b>Department</b>
2004	Andrea L Bolland	Art & Art History
2002	Donna Harler-Smith	School of Music
2001	Diane C Cawein	School of Music
2000	Carolee R Curtright	School of Music
1999	John R Bailey	School of Music

**Distinguished Teaching Awards  
College of Human Resources & Family Sciences**

In Fall 2003 Human Resources & Family Sciences and Teachers Colleges merged to form the new College of Education & Human Sciences.

<b>Year</b>	<b>Recipient</b>	<b>Department</b>
2003	Timothy Carr	Nutritional Science & Dietetics
2002	Susan Churchill	Family & Consumer Sciences
2001	Rochelle L Dalla	Family & Consumer Sciences
2000	Barbara Trout	Textiles, Clothing & Design

**Distinguished Teaching Awards  
College of Law**

<b>Year</b>	<b>Recipient</b>	<b>Department</b>
2004	Susan Poser	Law
2001	Craig M Lawson	Law

**Distinguished Teaching Awards  
College of Journalism & Mass Communications**

<b>Year</b>	<b>Recipient</b>	<b>Department</b>
2002	Charlyne Berens	News-Editorial
1999	Daryl L Frazell	News-Editorial

## Distinguished Teaching Awards Teachers College

In Fall 2003 Human Resources & Family Sciences and Teachers Colleges merged to form the new College of Education & Human Sciences.

<b>Year</b>	<b>Recipient</b>	<b>Department</b>
2003	Leon Caldwell	Educational Psychology
2003	Susan Wunder	Curriculum & Instruction
2002	William T Mickelson	Educational Psychology
2002	Ellen M Weissinger	Educational Psychology
2001	Deborah Bandalos	Educational Psychology
2001	Joan L Erickson	Special Education & Communication Disorders
2000	Birdie H Holder	Curriculum & Instruction
2000	Alan T Seagren	Educational Administration
1999	Richard J Meyer	Curriculum & Instruction
1999	L James Walter	Curriculum & Instruction

## Staff Awards Floyd S. Oldt Boss of the Year Award

This award, given by the University of Nebraska Office Personnel Association (UNOPA), was created to acknowledge exceptional full-time employees with management, administrative and/or supervisory responsibilities.

<b>Year</b>	<b>Recipient</b>	<b>College/Unit</b>
2003	William J Seiler	Communication Studies
2002	Jim Cotter	Teachers College
2001	Viann Schroeder	Publications & Photography
2000	Kenneth L Holm	Printing & Copy Services
1999	Larry Dlugosh	Educational Administration

## Floyd S. Oldt Silver Pen Award

This award, given by the University of Nebraska Office Personnel Association (UNOPA), recognizes outstanding support staff employees engaged in secretarial, clerical or business work in the education system at UNL.

<b>Year</b>	<b>Recipient</b>	<b>College/Unit</b>
2004	Becky R Freeman	Research Compliance Services
2004	Pamela K Royal	Economics
2003	Judy Anderson	Publications & Photography
2003	Judith Yeck	Journalism & Mass Communications
2002	Nancy Knapp	Institute for Ethnic Studies
2002	Sandy Lineberry	NE Forest Service
2001	Carol Nau	Employee Assistance Program
2001	Marcia Rowley	Engineering Research Center
2000	Connie Paxton	School of Natural Resource Sciences
1999	Linda Luedtke	Industrial & Management Systems
1999	Diane Sullivan	Mail & Distribution Services

### **Floyd S. Oldt Outstanding Staff Award**

This award recognizes an office/service employee who exhibits sustained above-satisfactory service at UNL and shows demonstrated performance that has contributed to the mission of UNL.

<b>Year</b>	<b>Recipient</b>	<b>College/Unit</b>
2004	Cathy M Leaszer	Facilities Management & Planning
2003	Joan Frederick	INTSORMIL
2002	Sandy Lineberry	NE Forest Service
2001	Marcia Rowley	Engineering Research Center
2000	Jeanette Fisher	University Services
1999	Dorothy Stoner	INTSORMIL
1998	Dora Dill	Agricultural Research Division
1997	Monica Wagner	Sheldon Memorial Art Gallery
1996	LeAnn Messing	English
1995	Sandy McKinnon	IANR Communications & Information Technology
1994	Charlene Warneke	West Central Research & Extension Center
1993	Sharon Beebe	Veterinary & Biomedical Sciences

### **Rose Frolik Award**

The Rose Frolik award was created to recognize a University of Nebraska Office Personnel Association (UNOPA) member who demonstrates the attributes of UNOPA's founder and first president, Rose Frolik. The nomination criteria include: leadership characteristics; professional characteristics and quest of professional growth; and personal characteristics.

<b>Year</b>	<b>Recipient</b>	<b>College/Unit</b>
2004	Susan Nichols	Extended Education & Outreach
2003	Lois Brinton	Publications & Photography
2002	Sandy Watmore	Vending Services
2001	Kathy Bennetch	Agronomy & Horticulture
2000	Sandy Lineberry	Forestry, Fisheries & Wildlife
1999	Rhonda Zugmier	University Services

### **Outstanding Contribution to the Status of People of Color Award**

This award recognizes outstanding contributions to people of color at UNL. The achievements may be by an individual, organization, or department. The award recipient must demonstrate and reflect a sustained impact on the university community.

<b>Year</b>	<b>Recipient</b>	<b>College/Unit</b>
2002	Ethnic Minority Affairs Committee	Educational Psychology
2000	Academic Conferences	Division of Continuing Studies
2000	Nancy Lang	NE Research & Extension Center
1999	Teresita Aguilar	Multicultural Education in Curriculum & Instruction

### **Carl Donaldson Award for Excellence in Management**

This award, given by the University Association for Administrative Development (UAAD), recognizes managerial/professional staff members who have demonstrated outstanding management skills.

<b>Year</b>	<b>Recipient</b>	<b>College/Unit</b>
2004	Rich McDermott	Facilities Management & Planning
2003	Tad McDowell	Parking & Transit Services
2002	Mark Schroeder	Agricultural Research & Development Center
2001	Kenda Scheele	Campus Recreation
2000	James Main	University Services
1999	CW "Butch" Hug	Athletic Department

### **Floyd Oldt Award**

This award, given by UAAD, recognizes managerial/professional staff members who have demonstrated exceptional service, dedication, creativity and innovation to benefit UNL.

<b>Year</b>	<b>Recipient</b>	<b>College/Unit</b>
2004	Ardis Holland	Education & Human Sciences
2003	Bill Bode	Purchasing, Inventory & Materials Management
2002	Sally Buchholz	University Foundation
2001	Polly Putney	Human Resources
2000	Howard Parker	Facilities Management & Planning
1999	Faye Moulton	Employee Relations & Human Resources Outreach

### **Outstanding Contribution to the Status of Women**

<b>Year</b>	<b>Recipient</b>	<b>College/Unit</b>
2004	Ashley Cooper	Student, Journalism
2004	Ann Mari May	Economics
2003	Aalece Pugh-Lilly	Educational Psychology
2002	Anne M Parkhurst	Biometry
2001	Marilyn Grady	Educational Administration
2000	Sylvia Wiegand	Mathematics & Statistics
1999	Patricia A Tetreault	University Health Center

### **Sue Tidball Award for Creative Humanity**

This award seeks to identify, honor, and encourage people from the campus who are recognized by their peers as making significant contributions to the development of a humane, open, caring, educationally creative, and just community on the UNL campus.

<b>Year</b>	<b>Recipient</b>	<b>College/Unit</b>
2004	Chuck van Rossum	Student Affairs
2003	Stephanie Adams	Graduate College
2002	Liz Carranza-Rodriguez	Multi-Cultural Affairs
2002	Rosalee Swartz	Agricultural Sciences & Natural Resources
2001	Elizabeth Franklin	Curriculum & Instruction

2001	Robert Hitchcock	Anthropology
2001	Hans Patuwo	Graduate Student, Business
2000	Norma Jean Green	Psychology
2000	William C Parker, III	Student, Pound Hall
1999	Ardis Holland	Teachers College Dean's Office
1999	Claudia Price-Decker	Psychology
1999	Jocelyn Walsh	Neihardt Residence Hall Council

### **Fulfilling The Dream Award**

For exemplary action in promoting the goals and visions of Dr Martin Luther King, Jr.

<b>Year</b>	<b>Recipient</b>	<b>College/Unit</b>
2004	Stephanie Adams	Graduate Studies
2004	Jose Soto	Lincoln Community
2003	Robert Hitchcock	Anthropology & Geography
2003	Leroy Stokes	Lincoln Community
2002	Bonnie Coffey	Lincoln Community
2002	Merlin Lawson	Graduate Studies & International Affairs
2001	Michael Combs	Political Science
2001	Paulette Jones	Lincoln Community
2000	Melvin W Jones	Business & Finance
2000	Lela Shanks	Lincoln Community
1999	Leola J Bullock	Lincoln Community
1999	Miguel A Carranza	Sociology & Ethnic Studies

### **Outstanding Contribution to the Gay, Lesbian, Bisexual and Transgender Community**

Awarded by the Committee on Gay, Lesbian, Bisexual and Transgender Concerns

<b>Year</b>	<b>Recipient</b>	<b>College / Unit</b>
2004	English Department	Arts & Sciences
2004	Robert D Brown	Emeritus, Educational Psychology
2004	James Griesen	Student Affairs
2004	Linda Major	Student Involvement
2003	Louis Crompton	Emeritus, English
2003	George E Wolf	Emeritus, English
2002	Barbara DiBernard	English
2002	Pat Tetreault	University Health Center
2001	Luis Diaz-Perdomo	Counseling & Psychological Services - UHC
2000	Vernon Williams	Educational Psychology

Source: Office of the Vice Chancellor for Academic Affairs  
Last Updated: June 25, 2004

**Academic Program.** Instructional program leading toward an associate's, bachelor's, master's, doctor's, or first-professional degree or resulting in credits that can be applied to one of these degrees.

**Academic Support (Expenditures).** Expenditures for the support services that are an integral part of the institution's primary mission of instruction, research and public service. Includes expenditures for libraries, museums, galleries, audiovisual services, academic computing support, ancillary support, academic administration, personnel development, and course and curriculum development.

**Accrediting Agencies.** Agencies that establish operating standards for educational or professional institutions and programs, determine the extent to which the standards are met, and publicly announce their findings.

**Administrative Site.** The campus with the ultimate academic, administrative and budgetary authority for an academic program.

**Agency Funds.** Agency funds include funds held by the University as a custodian or fiscal agent for others.

**American Indian.** A person having origins in any of the original peoples of North America or who maintains cultural identification through tribal affiliation or community recognition. (Definition prescribed by National Center for Education Statistics for use on the Integrated Postsecondary Education Data System reports.)

**Asian.** A person having origins in any of the original peoples of the Far East, Southeast Asia, the Indian Subcontinent, or Pacific Islands. This includes people from China, Japan, Korea, the Philippine Islands, Samoa, India, and Vietnam. (Definition prescribed by National Center for Education Statistics for use on the Integrated Postsecondary Education Data System reports.)

**Association of American Universities (AAU).** The Association of American Universities is an organizational group of 62 public and private institutions with significant graduate and research programs. The Association was founded in 1900 by Harvard, Columbia, California, and Johns Hopkins in Chicago. The University of Nebraska-Lincoln has been a member of the Association of American Universities since 1913; membership is a recognition of high institutional quality on a national basis.

**Auxiliary Enterprises (Operations).** Essentially self-supporting operations of the institution that exist to furnish a service to students, faculty or staff, and that charge a fee that is directly related to, although not necessarily equal to, the cost of the service. Examples are residence halls, food services, student health services, and the university bookstore.

**Black, Non-Hispanic.** A person having origins in any of the black racial groups of Africa (except those of Hispanic origin). (Definition prescribed by National Center for Education Statistics for use on the Integrated Postsecondary Education Data System reports.)

**Budget.** An expenditure plan for a given time period, usually a fiscal year, which includes an anticipated means of financing those expenditures.

**College Work-Study Program (CWS).** (Higher Education Act of 1965, as amended, Title IV, Part C; Public Laws 89-329, 92-318, 94-482, et.al; 42 USC 2751-27566.) Provides part-time employment to eligible postsecondary students to help meet educational expenses. This program provides grants to institutions for partial reimbursement of wages paid to students.

**Comparison Institutions (Peer).** Comparisons in higher education can be made in many topic areas, jurisdictional levels, and degrees of detail. Members of an institutional comparison group are selected primarily for their commonality and, in some instances, for specific differences. Although there are definitional differences, the terms comparison group and peer group are often used interchangeably.



**Cooperative Extension.** The Smith-Lever Act of Congress, passed in 1914, established a legal and fiscal basis for establishing cooperative extension work as the arm of the land-grant college system to provide educational programs in agriculture, home economics, and related subjects for persons not enrolled in a land-grant college. Enabling legislation passed by the Nebraska Legislature in 1915 authorized extension work to be carried on in the counties in cooperation with the University of Nebraska and the U.S. Department of Agriculture.

**CorpNet.** Nebraska CorpNet is a corporate training network that utilizes various types of technology to deliver University of Nebraska-Lincoln courses directly to workplaces in Lincoln and Omaha. CorpNet programming is made available at public locations across the state via satellite telecommunications.

**Credit Hour.** A unit of measure representing an hour (50 minutes) of instruction over a 15 week period in a semester. It is applied toward the total number of hours needed for completing the requirements of a degree, certificate, or other formal award.

**Degree.** An award conferred by a college, university, or other postsecondary educational institution as official recognition for the successful completion of a program of studies.

**Delivery Site.** The campus on which students physically attend classes to receive instruction from an academic program.

**Dependent.** Students whose financial aid status is such that they have access to parental support for paying for their postsecondary education.

**Extended Education & Outreach:** Extended Education & Outreach, in partnership with academic colleges, provides high quality distance education opportunities to the citizens of Nebraska and the world, so that learners can attain degrees or enhance their career/professional development regardless of location.

- **Department of Distance Education Services:** The Department of Distance Education Services extends the services of the campus to the distance learner. The department serves in a consulting role with academic units in supporting the educational needs of distance learners enrolled in any of the 13 graduate programs through UNL.
- **College Independent Study:** College Independent Study partners with 7 academic colleges to offers 86 undergraduate credit and noncredit courses from 31 academic departments. Students can enroll anytime and complete a course in as little as five weeks or take up to one year.
- **Independent Study High School:** Independent Study High School offers self-paced independent study courses for grades 9 through 12. Students can choose from more than 160 online and print courses to supplement their local curriculum or earn an accredited diploma. Nebraska's High School partners with schools, school districts, learning organizations, the Nebraska Department of Education and UNL academic units to deliver curriculum around the world.
- **Summer Reading:** Summer Reading program allows UNL faculty to offer additional summer courses and provides undergraduate students with the opportunity to earn credits without having to be on campus.
- **Fire Protection Technology:** Fire Protection Technology is an associate degree program awarded by the College of Engineering and Technology. Courses are offered on a three-year-cycle on the University of Nebraska at Omaha campus.
- **Instructional Design & Development:** The Department of Instructional Design & Development supports faculty engaged in distance education, helping identify teaching strategies that are effective in a technology environment. Instructional designers experienced in teaching, distance education, and instructional technologies consult on course design, as well as provide individualized hands-on development and production support.

**Faculty.** Includes both full-time and part-time faculty and chairpersons employed by UNL as of the fall census date (does not include NCTA faculty). "Other," "Equivalent," "Health" and "Research/Clinical" faculty are excluded.

**Federal PLUS Loans.** Federal PLUS loans are for parents who want to borrow to help pay for their children's education. These loans provide additional funds for education expenses and, like Federal Stafford Loans, are made by a lender such as a bank, credit union, or savings and loan association.

**Federal Stafford Loans (formerly Guaranteed Student Loans).** These are low-interest loans made to students attending school at least half-time. Loans are made by a lender such as a bank, credit union, or savings and loan association. Sometimes a school acts as a lender. These loans are insured by the guaranty agency in each state and reinsured by the federal government. Students must repay this loan.

**Federal Supplemental Loans for Students (SLS).** These are loans for student borrowers which provide additional funds for education expenses and, like Federal Stafford Loans, are made by a lender such as a bank, credit union, or savings and loan association.

**Field Course.** Credit-bearing course conducted at an off-campus location. Instructor is physically present at the off-campus site.

**Financial Aid Package.** Generally, one or more types of aid are combined to complete a student's financial aid package. For example, a student may be awarded one-half gift aid (grants or scholarships) and one-half self-help (loans or Federal College Work-Study). When students receive scholarships from outside agencies or through the University, these scholarships are included as part of the student's total aid package.

**First-Professional.** Students enrolled in the University of Nebraska-Lincoln College of Law, College of Architecture and College of Education and Human Sciences.

**Fiscal Year.** For the State of Nebraska the fiscal year begins July 1st and ends the following June 30th. The U.S. federal government's fiscal year begins October 1st and ends the following September 30th. Most federal grants are awarded using the federal fiscal year cycle.

**Full-Time Student.** Undergraduate and Law students enrolled for 12 or more credit hours. Graduate, College of Education and Human Sciences and College of Architecture students enrolled for 9 or more credit hours.

**Government Grants and Contracts.** Revenues received from governmental agencies that are for specific research projects or other types of programs. Examples are research projects, training programs, and similar activities for which amounts are received or expenditures are reimbursable under the terms of a government grant or contract. Includes Pell Grants.

**Grant (Student Financial Aid).** Awards which are based on financial need and do not have to be repaid.

**Guaranteed Student Loan.** See Federal Stafford Loan.

**Higher Education Price Index (HEPI).** The HEPI reports inflation/deflation for a national average college and university budget and is generally applicable to all higher education institutions. HEPI accounts for price increases/decreases in the goods and services purchased by colleges over time.

**Hispanic.** A person of Mexican, Puerto Rican, Cuban, Central or South American or other Spanish culture or origin, regardless of race. (Definition prescribed by National Center for Education Statistics for use on the Integrated Postsecondary Education Data System reports.)

**Independent.** A student is automatically self-supporting if:

- they are at least 24 years of age by December 31 of the award year (e.g., by December 31, 1995, for 1995-96);
- they are a veteran of the United States Armed Forces;
- they are an orphan or ward of the court;

- they have legal dependents of their own other than their spouse;
- they are married prior to filing the FAFSA (Free Application for Federal Student Aid)
- they will be a graduate or law student during the academic year; or
- they are determined to be so by University of Nebraska-Lincoln financial aid administrators.

**Institutional Research.** Institutional research is research conducted within an institution of higher education to provide information which supports institutional planning, policy formulation, and decision making.

**Instruction Expenditures.** Expenditures of the colleges, schools, departments, and other instructional divisions of the institution and expenditures for departmental research and public service that are not separately budgeted. Includes expenditures for credit and noncredit activities. Excludes expenditures for academic administration where the primary function is administration (e.g., academic deans). Also includes general academic instruction, occupational and vocational instruction, special session instruction, community education, preparatory and adult basic education, and remedial and tutorial instruction conducted by the teaching faculty for the institution's students.

**Integrated Postsecondary Education Data System (IPEDS).** IPEDS is the core postsecondary education data collection program in the U.S. Department of Education's National Center for Education Statistics (NCES). It was designed to help NCES meet its mandate to report full and complete statistics on the condition of postsecondary education in the United States. It is a single, comprehensive data collection system developed to encompass all institutions and organizations whose primary purpose is to provide postsecondary education. The IPEDS system is built around a series of interrelated surveys to collect institution-level data in such areas as enrollment, program completions, faculty and staff, and financing. IPEDS supersedes the Higher Education General Information Survey (HEGIS), a similar set of surveys that collected data from 1966 to 1986.

**Land Grant/State University.** The term "land grant" is derived from the enactment in 1862 of the Morrill Act, which specified that grants of public lands should be made to those states agreeing to the provisions of the Act. Monies derived from the sale of the lands were to be invested:

so that moneys so invested shall constitute a perpetual fund, the capital of which shall remain forever undiminished. . . [with an exception allowed later in the bill that no more than 10% of the capital funds realized could be expended for the purpose of lands for sites for experimental farms] and the interest of which shall be inviolably appropriated, by each State which may take and claim the benefit of this act, to the endowment, support, and maintenance of at least one college where the leading object shall be, without excluding other scientific and classical studies, and including military tactics to teach such branches of learning as are related to agriculture and the mechanic arts, in such manner as the legislatures of the States may respectively prescribe, in order to promote the liberal and practical education of the industrial classes in the several pursuits and professions in life.

In 1864, additional grants of land were made available to provide for "state universities" which were to have similar purposes without the suggestion of "practical" application of branches of learning.

**Managerial/Professional Employee.** One whose duties are primarily managerial or professional and who is exempt from the overtime provisions of the Fair Labor Standards Act. An exception to this exemption may be some technical and/or part-time employees.

**NCES.** The National Center for Education Statistics, which is the statistical branch of the Office of Educational Research and Improvement, a principal operating component of the U.S. Department of Education.

**Non-Resident Alien.** A person who is not a citizen or national of the United States and who is in this country on a visa or temporary basis and does not have the right to remain indefinitely.

**Non-Resident Student.** A student who is not a legal resident of the state in which he/she attends school. (See Resident Student).

**Nonstate-Aided Budget.** The nonstate-aided budget supports operations that are auxiliary to educational and general operations or are a result of grants and contracts awarded to the University. The nonstate-aided budget is

funded from revolving funds, federal funds and trust funds (grants, contracts, non-federal aid programs, maintenance of student loan programs, endowment funds, and agency funds).

**Office/Service Employee.** One who is paid hourly and who is subject to the state overtime law and the Fair Labor Standards Act.

**Part-Time Student.** Undergraduate and Law students enrolled for less than 12 credit hours. Graduate, College of Education and Human Sciences and College of Architecture students enrolled for less than 9 credit hours.

**Peer Group.** See Comparison Institution.

**Pell Grant Program.** (Higher Education Act of 1965, Title IV, Part A, Subpart I, as amended.) Provides eligible undergraduate postsecondary students with demonstrated financial need with grant assistance to help meet education expenses.

**Perkins Loan Program (formerly National Direct Student Loans [NDSL]).** (Higher Education Act of 1965, Title IV, Part E, as amended, Public Laws 89-329, 92-318, et. al; 20 USC 1087aa-1087bb.) Provides low interest loans to eligible postsecondary students (undergraduate, graduate, or professional students) with demonstrated financial need to help meet educational expenses.

**PLUS.** See Federal PLUS Loans.

**Program (Academic).** A combination of courses and related activities organized for the attainment of broad educational objectives as described by the institution.

**Public Service Expenditures.** Funds budgeted specifically for public service and expended for activities established primarily to provide noninstructional services beneficial to groups external to the institution. Examples are seminars and projects provided to particular sectors of the community and expenditures for community services and cooperative extension services.

**Research (Academic).** Three types of purposes guide research and the other creative and scholarly efforts of colleges and universities.

- Instructional Research: This research contributes to the accomplishment of the objectives of instructional programs. Faculty research creates an environment of inquiry which is conducive to learning; students learn by participating in research; research activities provide stimulation to faculty which carries over into classroom teaching; and research produces knowledge to be taught.
- Basic Research: The purpose of basic research is the production of knowledge per se.
- Applied Research: Some research efforts in colleges and universities have specific missions directed at community and social problems, thereby tying these efforts to the institution's external service function. The agricultural experiment stations of the land-grant universities are specific illustrations of situations in which research is directed toward the solution of specific problems more than toward the production of knowledge per se.

**Research Expenditures.** Funds expended for activities specifically organized to produce research outcomes and commissioned by an agency either external to the institution or separately budgeted by an organizational unit within the institution.

**Research Initiative.** The Nebraska Research Initiative (NRI) was established by Governor Kay Orr and the State Legislature in 1988. NRI funds are budgeted permanently to the Central Administration of the University of Nebraska and are allocated each year to the individual campuses for targeted research activities.

**Resident Student.** A student who is a resident of the state in which he/she attends school. The University of Nebraska has been authorized to develop regulations and make determinations regarding Nebraska residency for tuition purposes. These regulations provide the bases upon which university staff determine whether an individual

qualifies as a Nebraska resident for tuition purposes. For specifics, contact the Office of Admissions.

**Restricted Current Funds.** Those funds available for financing operations but which are limited by donors or other external agencies to specific purposes, programs, departments, or schools.

**Revolving Funds.** The most common use of the term "revolving fund" is in reference to the revenues generated from operations which provide services on a user fee basis. These operations are usually separate and self-supporting. Examples are stores & service operations, residence halls, unions, health center, recreation center, vending and parking. These service areas are generally in the "non-state aided" budget, however the "state aided" budget also includes some "revolving" funded operations. Examples of state-aided revolving fund operations include cost centers set up for: lab fee assessments; high school and college extension classes; livestock and commodity sales generated as a byproduct of instructional, research and extension activities.

**Satellite Course.** Credit-bearing course conducted at an off-campus location. Usually involves situation where all students are present in one off-campus location but instruction is offered via telecommunications.

**Scholarships.** Awards based either on academic merit alone or on academic merit and financial need. They do not have to be repaid. Scholarships include such awards as grants-in-aid, training stipends, tuition and fee waivers and prizes.

**Sponsored Programs.** Programs funded from an outside organization or individual which contain provisions or restrictions on the use of the funds.

**State-Aided Budget.** The state-aided budget supports the educational and general operations of the University and is funded from state general fund appropriations and University generated cash funds (tuition, fees, etc.). Other funds that support the state-aided budget, to a lesser extent, include federal funds (Agricultural Research Division and Cooperative Extension) and revolving funds.

**Student Credit Hours.** The academic value of a course multiplied times the number of students registered for that course. If 50 students register for a 3 CH course, that class will produce 150 (3 CH x 50 students) student credit hours (SCH's).

**Student Fees.** See Tuition and Required Fees.

**Student Headcount Enrollment.** See Unduplicated Headcount.

**Student Level.** Student class level is self-reported and based on the number of credit hours passed. Credit hours transferred from other postsecondary institutions are included in this determination. The University of Nebraska-Lincoln defines the following class levels:

- Freshmen - have earned less than 27 undergraduate semester credit hours
- Sophomores - have earned from 27 to 52 undergraduate semester credit hours
- Juniors - have earned from 53 to 88 undergraduate semester credit hours
- Seniors - have earned at least 89 undergraduate semester credit hours
- Unclassified - have students taking courses toward a degree or other formal award who have not been classified by academic level. This category could include a transfer student whose earned credits have not been determined.

**Student Loans.** Available to both the student and student's parents at low interest rates (5%-11%). Student loans are considered financial aid because of special low-interest rates and because they are established by the federal government. Repayment of most student loans does not begin until after graduation or when the student drops below half-time enrollment.

**Student Services.** Admissions, registration for classes, and activities which primarily contribute to students' emotional and physical well-being and to their intellectual, cultural, and social development outside the classroom. Ex-

amples are career guidance, counseling, financial aid administration, and student health services.

**Supplemental Loans for Students.** See Federal Supplemental Loans for Students (SLS).

**Supplementary Educational Opportunity Grants (SEOG).** (Higher Education Act of 1965, as amended, Title IV, Part A, Subpoint 2, Public Laws 89-329-92-318, 94-482, et al; 20 USC 10706-10706-3.) Provides eligible undergraduate postsecondary students with demonstrated financial need with grant assistance to help meet educational expenses. The grants are made directly to institutions of higher education, which select students for the awards.

**Tenure.** Faculty with continuous appointments.

**Tenure-Track.** Faculty with specific-term appointments or faculty with tenure awarded for a future date.

**Tuition and Required Fees.** Tuition is the amount of money charged to students for instructional services. Tuition may be charged per term per course, or per credit. Required fees are those fixed sums charged to students for items not covered by tuition.

**Unclassified Student.** A student taking courses creditable toward a degree or other formal award who cannot be classified by academic level. For example, this could include a transfer student whose earned credits have not yet been determined.

**Unduplicated Headcount.** The sum of students enrolled for credit with each student counted only once during the reporting period, regardless of when the student enrolled.

**Unrestricted Current Funds.** All funds, including institutional funds, received for which no stipulation was made by the donor or other external agency as to the purpose for which the funds should be expended.

**White.** A person having origins in any of the original peoples of Europe, North Africa, or the Middle East. (Definition prescribed by National Center for Education Statistics for use on the Integrated Postsecondary Education Data System reports.)

Last Updated: June 28, 2004